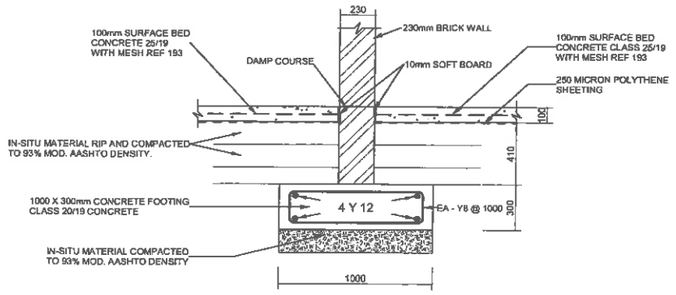

DETAIL FOR 230mm INTERNAL WALLS ON
1000 x 300mm NORMAL STRIP FOUNDATION
SCALE 1 : 20

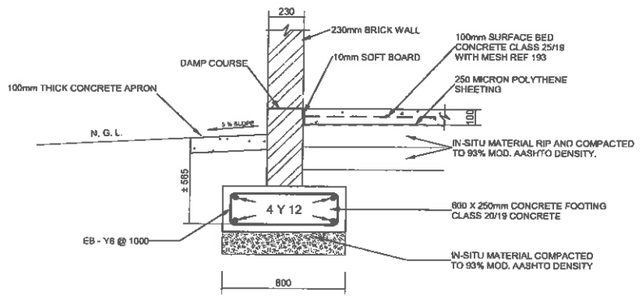

DETAIL FOR 230mm EXTERNAL WALLS ON
800 x 300mm NORMAL STRIP FOUNDATION
SCALE 1 : 20

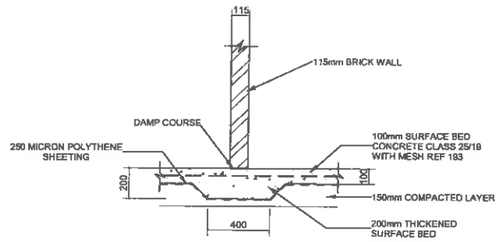

DETAIL FOR 115mm INTERNAL WALLS
ON THICKENED SURFACE BED
SCALE 1 : 20

DETAIL A

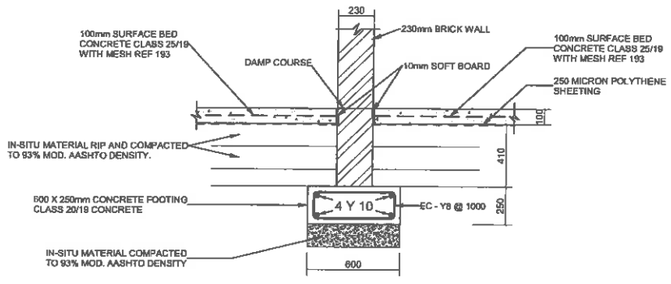

DETAIL FOR 230mm INTERNAL WALLS ON
600 x 250mm NORMAL STRIP FOUNDATION
SCALE 1 : 20

UNIT 1 | UNIT 2

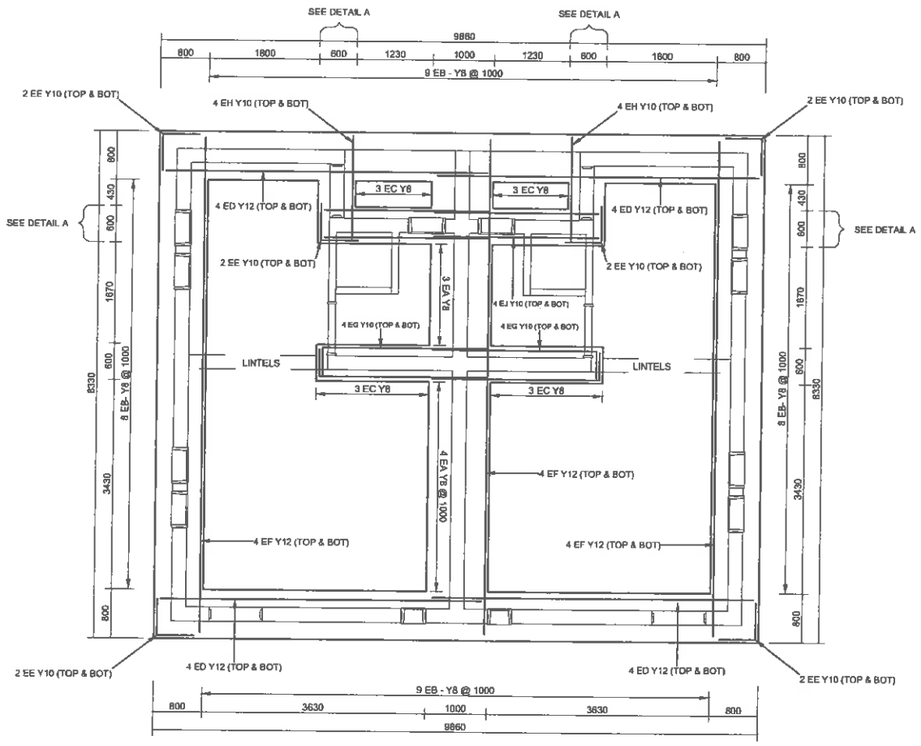

STRIP FOUNDATION PLAN
SCALE 1 : 50

FOUNDING

METHOD STATEMENT

1. REMOVE 150mm TOPSOIL AND ORGANIC MATERIAL OVER AN AREA 1m WIDER THAN THE BUILDING DIMENSIONS AND STOCKPILE.
2. COMPACT THE IN-SITU MATERIAL 150mm DEEP AT OPTIMUM MOISTURE CONTENT TO 93 % MOD. AASHTO DENSITY WITH A DOUBLE DRUM VIBRATORY ROLLER.
3. EXCAVATE FOUNDATION TRENCES TO THE SPECIFIED WIDTH AND DEPTH.
4. SOAK THE BOTTOM OF THE TRENCH AND COMPACT THE IN-SITU MATERIAL 150mm DEEP TO 93 % MOD. AASHTO DENSITY AT OPTIMUM MOISTURE CONTENT WITH A TAMPING RAMMER.
5. APPLY ANT POISON AND OBTAIN A POISON CERTIFICATE.
6. ALL FILL TO BE TESTED FOR COMPACTION AND APPROVED BY COMPETENT PERSON.
7. PLACE REINFORCEMENT TO SPECIFICATION AND CALL ON THE ENGINEER FOR AN INSPECTION AND PERMISSION TO CAST CONCRETE.

BRICKWORK

METHOD STATEMENT

1. BRICKFORCE AT VERTICAL CENTRES NOT EXCEEDING 340mm IN ALL SUPERSTRUCTURES WALLS WITH ADDITIONA LAYERS AS FOLLOWS :

- IN EVERY COURSE IN ALL FOUNDATION WALLS.
- IN TWO COURSES IMMIDIATELY ABOVE FLOOR SLABS.
- IN TWO COURSES IMMIDIATELY BELOW WINDOWS EXTENDING 600mm BEYOND OPENING.
- IN EVERY COURSE ABOVE ALL LINTELS EXTENDING 600mm BEYOND OPENINGS.
- BRICKFORCE TO OVERLAP WITH 300mm.

SITE DRANAGE

METHOD STATEMENT

1. THE SURFACE OF THE GROUND IMMEDIATELY ADJECENT TO THE BUILDING SHALL FALL 75mm OVER THE FIRST 1500mm. ANY PAVING SHALL BE SIMILARLY SLOPED.

BENDING SCHEDULE DETAIL

MARK	TOTAL	TYPE	CUT L.	CODE	A	B	C	D	E
EA	7	Y8	2.45	60	200	900			
EB	34	Y8	2.05	60	200	700			
EC	12	Y8	1.55	60	150	500			
ED	16	Y12	5.20	20	5200				
EE	12	Y10	1.20	37	600	600			
EF	12	Y12	8.10	20	8100				
EG	8	Y10	3.08	37	450	2650			
EH	8	Y10	1.70	20	1700				
EJ	4	Y10	4.40	20	4400				

TYPE	Y8	Y10	Y12	Y16	Y20	Y25
LENGTH (m)	105.50	70.00	160.40			
MASS (kg)	41.70	43.00	160.20			
TOTAL MASS - MILD STEEL (kg)						
TOTAL MASS - HIGH TENSILE STEEL (kg)	245.20					

NOTES

1. ALL WORK TO BE DONE TO THE RELEVANT SECTIONS OF SABS 1200 AND SABS 0400.
2. THIS DRAWING TO BE READ IN CONJUNCTION WITH THE ARCHITECT'S DRAWINGS.
3. EXACT POSITIONS AND DEPTHS OF EXISTING UNDERGROUND SERVICES TO BE LOCATED PRIOR TO COMMENCEMENT OF DIGGING OF TRENCHES
4. EXCAVATED TRENCHES TO BE INSPECTED BY ENGINEER PRIOR TO CASTING OF CONCRETE
5. CONCRETE STRENGTH CLASS 20/19 ON STRIP FOUNDATION.
6. CONCRETE STRENGTH CLASS 25/19 ON SURFACE BEDS
7. MINIMUM REINFORCEMENT COVER = 50mm

LEGEND
STRIP FOUNDATION
THICKENED SURFACE BED

NR.	AMENDMENTS	DATE

CONSULTANT
S & W LIMPOPO
CONSULTING CIVIL AND STRUCTURAL ENGINEERS
PO BOX 3744 POLOKWANE 0700
S & W CENTRE 21A HANS VAN RENSBURG ST POLOKWANE 0699
TEL: 015-295 4145/6/7
Email: swlimpopo@mweb.co.za
CESA

SURVEYED		ADAPTED	
DESIGNED	DLB	CHECHED	DLB
DRAWN	TMT	APPROVED	DLB

APPROVED DATE

SUB TITLE
FOUNDATION DETAILS
BLOCK 2 E (DOUBLE STOREY)
8 OFF

FILE/DATE C:\ACAD\1225\1212S08.DRG 20-05-2014
SCALE : AS SHOWN
S & W DRAWING NO. **1225/S/08** REV.

APMI
ARCHITECTURE & PROJECT MANAGEMENT INTERNATIONAL INCORPORATED
P.O. BOX 4643 POLOKWANE 0700 TEL: 015-295 3813
27 HERC STREET POLOKWANE 0699 FAX: 015-295 2573

CLIENT:
LIMPOPO PROVINCIAL GOVERNMENT REPUBLIC OF SOUTH AFRICA
DEPARTMENT OF CO-OPERATIVE GOVERNANCE, HUMAN SETTLEMENTS & TRADITIONAL AFFAIRS

PROJECT:
LEPHALALE HOUSING CRU DEVELOPMENT
MARAPONG EXT. 6

DRAWING:

SCALE: AS SHOWN	DATE: JAN 2013
DRAWN:	CHECKED:
PROJECT NO:	DRAWING NO:

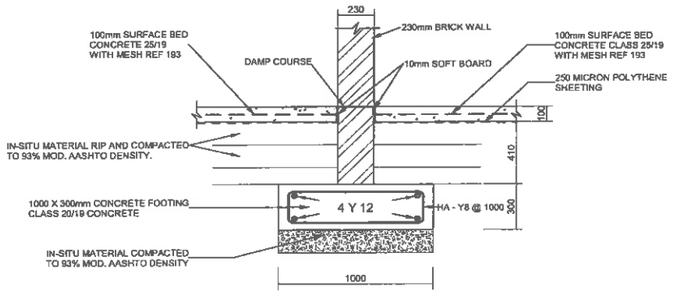

DETAIL FOR 230mm INTERNAL WALLS ON
1000 x 300mm NORMAL STRIP FOUNDATION
SCALE 1 : 20

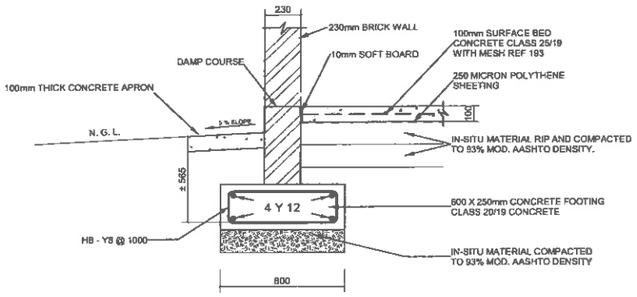

DETAIL FOR 230mm EXTERNAL WALLS ON
800 x 300mm NORMAL STRIP FOUNDATION
SCALE 1 : 20

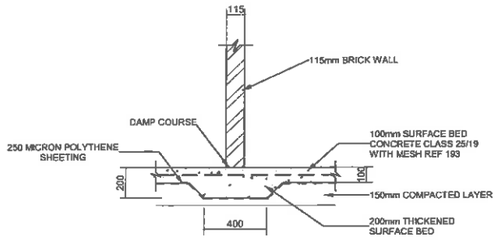

DETAIL FOR 115mm INTERNAL WALLS
ON THICKENED SURFACE BED
SCALE 1 : 20

DETAIL A

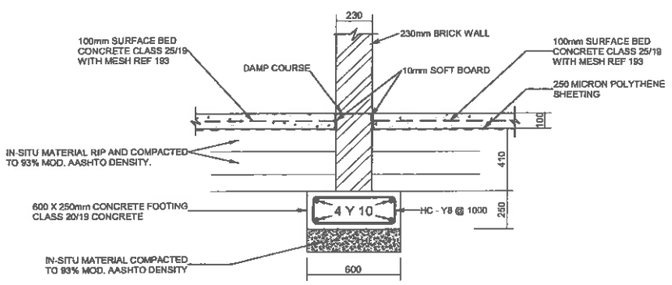

DETAIL FOR 230mm INTERNAL WALLS ON
600 x 250mm NORMAL STRIP FOUNDATION
SCALE 1 : 20

UNIT 2

UNIT 1

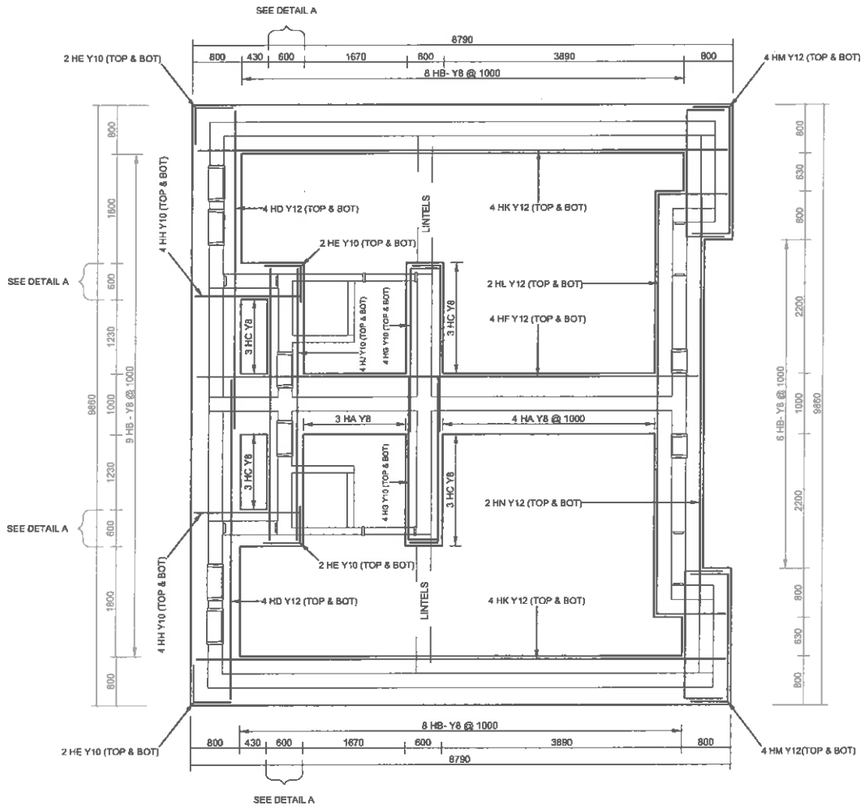

STRIP FOUNDATION PLAN
SCALE 1 : 50

FOUNDING

METHOD STATEMENT

1. REMOVE 150mm TOPSOIL AND ORGANIC MATERIAL OVER AN AREA 1m WIDER THAN THE BUILDING DIMENSIONS AND STOCKPILE.
2. COMPACT THE IN-SITU MATERIAL 150mm DEEP AT OPTIMUM MOISTURE CONTENT TO 93 % MOD. AASHTO DENSITY WITH A DOUBLE DRUM VIBRATORY ROLLER.
3. EXCAVATE FOUNDATION TRENCES TO THE SPECIFIED WIDTH AND DEPTH.
4. SOAK THE BOTTOM OF THE TRENCH AND COMPACT THE IN-SITU MATERIAL 150mm DEEP TO 93 % MOD. AASHTO DENSITY AT OPTIMUM MOISTURE CONTENT WITH A TAMPING RAMMER.
5. APPLY ANT POISON AND OBTAIN A POISON CERTIFICATE.
6. ALL FILL TO BE TESTED FOR COMPACTION AND APPROVED BY COMPETENT PERSON.
7. PLACE REINFORCEMENT TO SPECIFICATION AND CALL ON THE ENGINEER FOR AN INSPECTION AND PERMISSION TO CAST CONCRETE.

BRICKWORK

METHOD STATEMENT

1. BRICKFORCE AT VERTICAL CENTRES NOT EXCEEDING 340mm IN ALL SUPERSTRUCTURES WALLS WITH ADDITIONA LAYERS AS FOLLOWS :

- IN EVERY COURSE IN ALL FOUNDATION WALLS.
- IN TWO COURSES IMMIDIATELY ABOVE FLOOR SLABS.
- IN TWO COURSES IMMIDIATELY BELOW WINDOWS EXTENDING 600mm BEYOND OPENING.
- IN EVERY COURSE ABOVE ALL LINTELS EXTENDING 600mm BEYOND OPENINGS.
- BRICKFORCE TO OVERLAP WITH 300mm.

SITE DRANAGE

METHOD STATEMENT

1. THE SURFACE OF THE GROUND IMMEDIATELY ADJECENT TO THE BUILDING SHALL FALL 75mm OVER THE FIRST 1500mm. ANY PAVING SHALL BE SIMILARLY SLOPED.

BENDING SCHEDULE DETAIL

MARK	TOTAL	TYPE	CUT L.	CODE	A	B	C	D	E
HA	7	Y8	2.45	60	200	900			
HB	31	Y8	2.05	60	200	700			
HC	12	Y8	1.55	60	150	500			
HD	8	Y12	5.20	20	5200				
HE	8	Y10	1.20	37	600	600			
HF	4	Y12	8.10	20	8100				
HG	8	Y10	3.08	37	450	2650			
HH	8	Y10	1.70	20	1700				
HJ	4	Y10	4.40	20	4400				
HK	8	Y12	8.60	20	8600				
HL	2	Y12	8.05	38	1100	6900	1100		
HM	8	Y12	3.25	38	600	2100	600		
HN	8	Y12	6.80	20	6800				
TYPE					Y8	Y10	Y12	Y16	Y20	Y25
LENGTH (m)					99.30	65	241.30			
MASS (kg)					39.20	40.40	214.30			
TOTAL MASS - MILD STEEL (kg)										
TOTAL MASS - HIGH TENSILE STEEL (kg)					293.90					

NOTES

1. ALL WORK TO BE DONE TO THE RELEVANT SECTIONS OF SABS 1200 AND SABS 0400.
2. THIS DRAWING TO BE READ IN CONJUNCTION WITH THE ARCHITECT'S DRAWINGS
3. EXACT POSITIONS AND DEPTHS OF EXISTING UNDERGROUND SERVICES TO BE LOCATED PRIOR TO COMMENCEMENT OF DIGGING OF TRENCHES
4. EXCAVATED TRENCHES TO BE INSPECTED BY ENGINEER PRIOR TO CASTING OF CONCRETE
5. CONCRETE STRENGTH CLASS 20/19 ON STRIP FOUNDATION
6. CONCRETE STRENGTH CLASS 25/19 ON SURFACE BEDS
7. MINIMUM REINFORCEMENT COVER = 50mm

LEGEND

STRIP FOUNDATION

THICKENED SURFACE BED

NR.	AMENDMENTS	DATE

CONSULTANT
S & W LIMPOPO
CONSULTING CIVIL AND STRUCTURAL ENGINEERS
PO BOX 3744 POLOKWANE 0700
S & W CENTRE 21A HANS VAN RENSBURG ST POLOKWANE 0699
TEL: 015-295 4145/97
Email: swlimpopo@mweb.co.za
CESA

SURVEYED		ADAPTED	
DESIGNED	DLB	CHECHED	DLB
DRAWN	TMT	APPROVED	DLB

APPROVED DATE

SUB TITLE
FOUNDATION DETAILS
BLOCK 2 F (DOUBLE STOREY)
1 OFF

FILEDATE C:\ACAD\1225\1212809.DRG 20-05-2014
SCALE : AS SHOWN
S & W DRAWING NO. **1225/S/09** REV.

APMI
ARCHITECTURE & PROJECT MANAGEMENT INTERNATIONAL INCORPORATED

CLIENT:
LIMPOPO PROVINCIAL GOVERNMENT
DEPARTMENT OF CO-OPERATIVE GOVERNANCE, HUMAN SETTLEMENTS & TRADITIONAL AFFAIRS

PROJECT:
LEPHALALE HOUSING CRU DEVELOPMENT
MARAPONG EXT. 6

DRAWING:

SCALE: AS SHOWN	DATE: JAN 2013
DRAWN:	CHECKED:
PROJECT NO:	DRAWING NO:

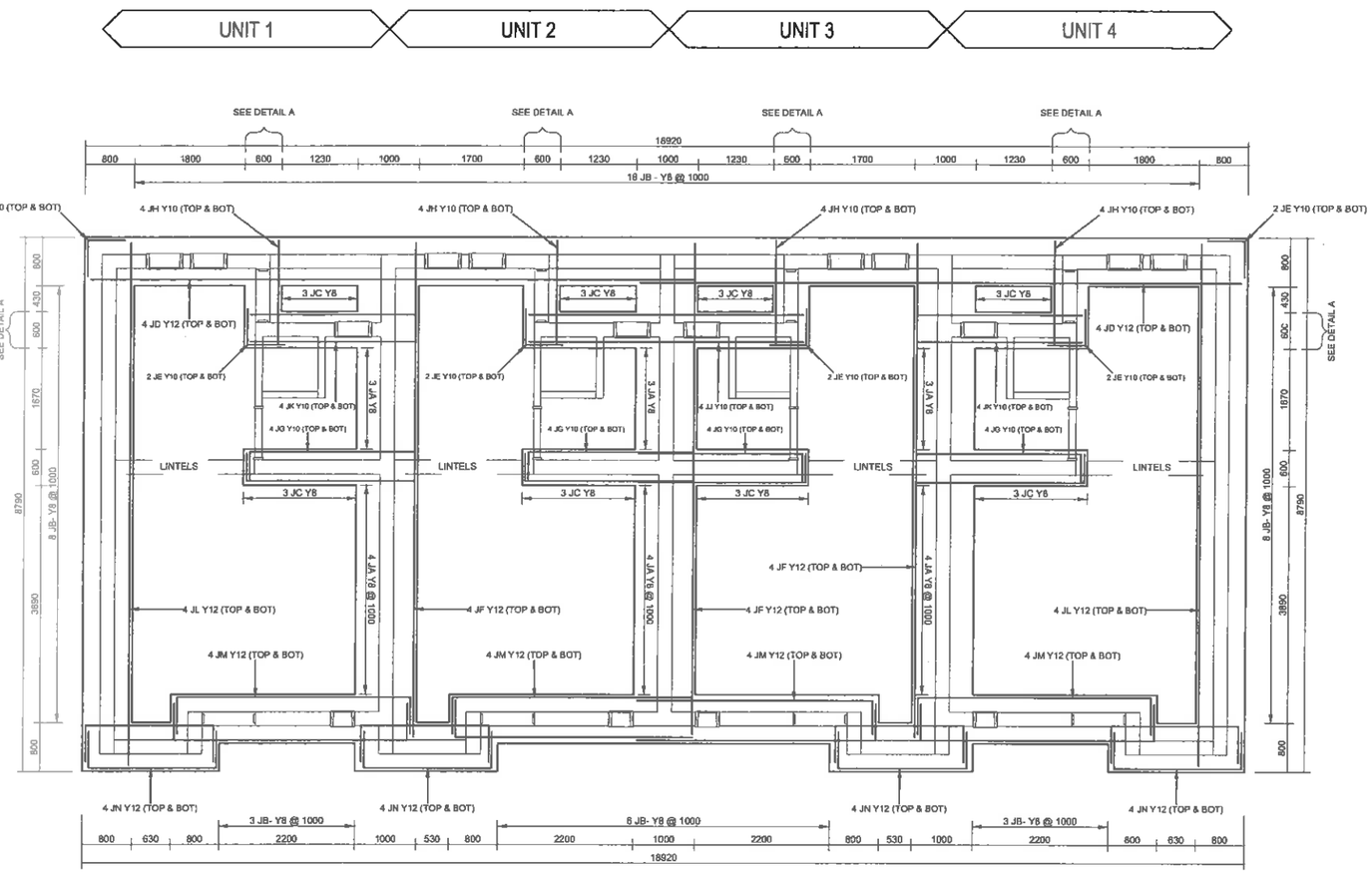

STRIP FOUNDATION PLAN
SCALE 1 : 50

FOUNDING

METHOD STATEMENT

1. REMOVE 150mm TOPSOIL AND ORGANIC MATERIAL OVER AN AREA 1m WIDER THAN THE BUILDING DIMENSIONS AND STOCKPILE.
2. COMPACT THE IN-SITU MATERIAL 150mm DEEP AT OPTIMUM MOISTURE CONTENT TO 93 % MOD. AASHTO DENSITY WITH A DOUBLE DRUM VIBRATORY ROLLER.
3. EXCAVATE FOUNDATION TRENCES TO THE SPECIFIED WIDTH AND DEPTH.
4. SOAK THE BOTTOM OF THE TRENCH AND COMPACT THE IN-SITU MATERIAL 150mm DEEP TO 93 % MOD. AASHTO DENSITY AT OPTIMUM MOISTURE CONTENT WITH A TAMPING RAMMER.
5. APPLY ANT POISON AND OBTAIN A POISON CERTIFICATE.
6. ALL FILL TO BE TESTED FOR COMPACTION AND APPROVED BY COMPETENT PERSON.
7. PLACE REINFORCEMENT TO SPECIFICATION AND CALL ON THE ENGINEER FOR AN INSPECTION AND PERMISSION TO CAST CONCRETE.

BRICKWORK

METHOD STATEMENT

1. BRICKFORCE AT VERTICAL CENTRES NOT EXCEEDING 340mm IN ALL SUPERSTRUCTURES WALLS WITH ADDITIONA LAYERS AS FOLLOWS :

- IN EVERY COURSE IN ALL FOUNDATION WALLS.
- IN TWO COURSES IMMIDIATELY ABOVE FLOOR SLABS.
- IN TWO COURSES IMMIDIATELY BELOW WINDOWS EXTENDING 600mm BEYOND OPENING.
- IN EVERY COURSE ABOVE ALL LINTELS EXTENDING 600mm BEYOND OPENINGS.
- BRICKFORCE TO OVERLAP WITH 300mm.

SITE DRANAGE

METHOD STATEMENT

1. THE SURFACE OF THE GROUND IMMEDIATELY ADJECENT TO THE BUILDING SHALL FALL 75mm OVER THE FIRST 1500mm. ANY PAVING SHALL BE SIMILARLY SLOPED.

BENDING SCHEDULE DETAIL

MARK	TOTAL	TYPE	CUT L.	CODE	A	B	C	D	E
JA	21	Y8	2.45	60	200	900			
JB	46	Y8	2.05	60	200	700			
JC	24	Y8	1.55	60	150	500			
JD	8	Y12	9.80	20	9800				
JE	12	Y10	1.20	37	1200				
JF	12	Y12	8.10	20	8100				
JG	16	Y10	3.08	37	450	2650			
JH	16	Y10	1.70	20	1700				
JJ	4	Y10	4.40	20	4400				
JK	8	Y10	2.65	20	2650				
JL	8	Y12	8.60	20	8600				
JM	16	Y12	4.95	38	600	3800	600		
JN	16	Y12	3.25	38	600	2100	600		
TYPE				Y8	Y10	Y12	Y16	Y20	Y25
LENGTH (m)				183.00	130.00	375.60			
MASS (kg)				72.30	80.00	333.50			
TOTAL MASS - MILD STEEL (kg)									
TOTAL MASS - HIGH TENSILE STEEL (kg)				485.80					

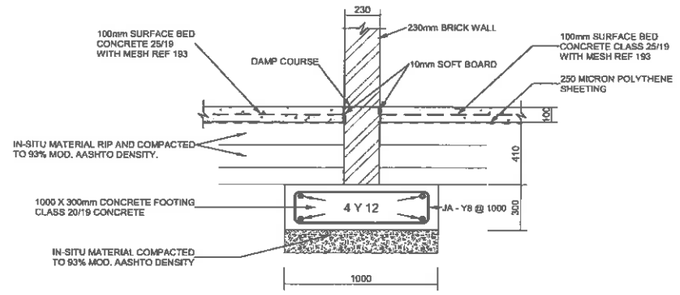

DETAIL FOR 230mm INTERNAL WALLS ON
1000 x 300mm NORMAL STRIP FOUNDATION
SCALE 1 : 20

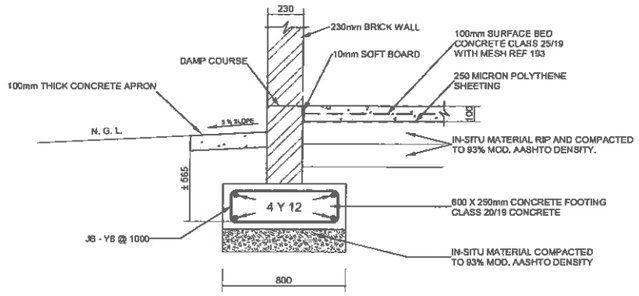

DETAIL FOR 230mm EXTERNAL WALLS ON
800 x 300mm NORMAL STRIP FOUNDATION
SCALE 1 : 20

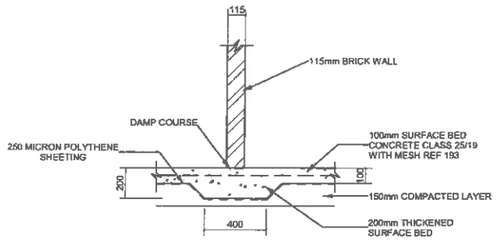

DETAIL FOR 115mm INTERNAL WALLS
ON THICKENED SURFACE BED
SCALE 1 : 20

DETAIL A

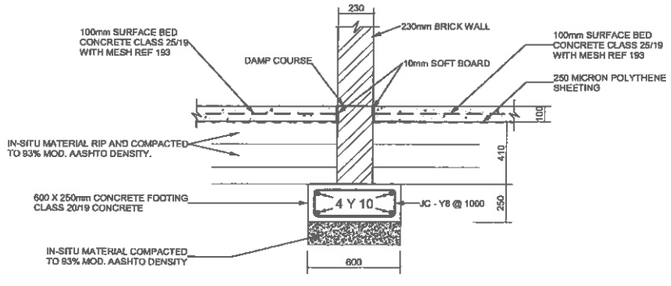

DETAIL FOR 230mm INTERNAL WALLS ON
600 x 250mm NORMAL STRIP FOUNDATION
SCALE 1 : 20

NOTES

1. ALL WORK TO BE DONE TO THE RELEVANT SECTIONS OF SABS 1200 AND SABS 0400
2. THIS DRAWING TO BE READ IN CONJUNCTION WITH THE ARCHITECTS DRAWINGS.
3. EXACT POSITIONS AND DEPTHS OF EXISTING UNDERGROUND SERVICES TO BE LOCATED PRIOR TO COMMENCEMENT OF DIGGING OF TRENCHES.
4. EXCAVATED TRENCHES TO BE INSPECTED BY ENGINEER PRIOR TO CASTING OF CONCRETE
5. CONCRETE STRENGTH CLASS 20/19 ON STRIP FOUNDATION.
6. CONCRETE STRENGTH CLASS 25/19 ON SURFACE BEDS.
7. MINIMUM REINFORCEMENT COVER = 50mm

LEGEND

STRIP FOUNDATION

THICKENED SURFACE BED

NR.	AMENDMENTS	DATE

CONSULTANT

S & W LIMPOPO
CONSULTING CIVIL AND STRUCTURAL ENGINEERS

PO BOX 3744
POLOKWANE
0700

S & W CENTRE
21A HANS VAN RENSBURG ST
POLOKWANE
0699

TEL: 015-295 4145/57
E-mail: swlimpopo@mweb.co.za

CESA

SURVEYED		ADAPTED	
DESIGNED	DLB	CHECKED	DLB
DRAWN	TMT	APPROVED	DLB

APPROVED DATE

SUB TITLE

FOUNDATION DETAILS

BLOCK 2 G
(DOUBLE STOREY)

1 OFF

FILEDATE C:\ACAD\1222\12\2S10.DRG 20-05-2014

SCALE : AS SHOWN

S & W DRAWING NO. **1225/S/10** REV.

APMI
ARCHITECTURAL & PROJECT MANAGEMENT INTERNATIONAL INCORPORATED

CLIENT:

LIMPOPO
PROVINCIAL GOVERNMENT

DEPARTMENT OF CO-OPERATIVE GOVERNANCE, HUMAN SETTLEMENTS & TRADITIONAL AFFAIRS

PROJECT:

LEPHALALE HOUSING
CRU DEVELOPMENT

MARAPONG EXT. 6

DRAWING:

SCALE: AS SHOWN	DATE: JAN 2013
DRAWN:	CHECKED:
PROJECT NO:	DRAWING NO:

DETAIL A

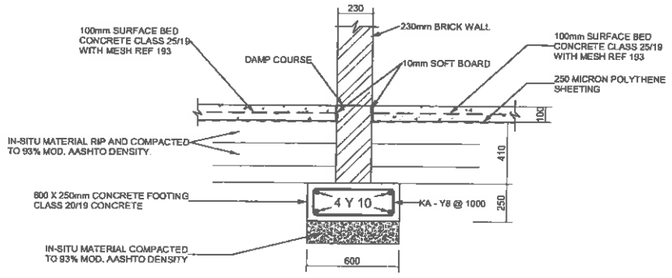

DETAIL FOR 230mm INTERNAL WALLS ON
600 x 250mm NORMAL STRIP FOUNDATION
SCALE 1 : 20

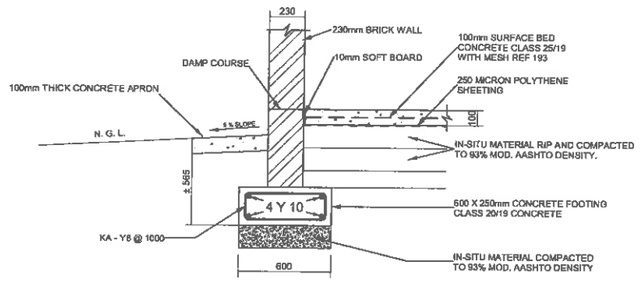

DETAIL FOR 230mm EXTERNAL WALLS ON
600 x 250mm NORMAL STRIP FOUNDATION
SCALE 1 : 20

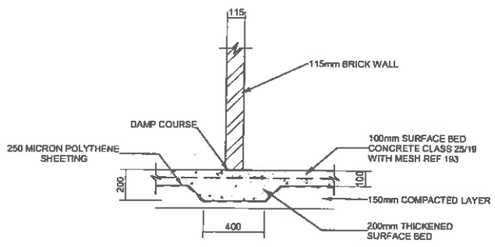

DETAIL FOR 115mm INTERNAL WALLS
ON THICKENED SURFACE BED
SCALE 1 : 20

UNIT 1 | UNIT 2

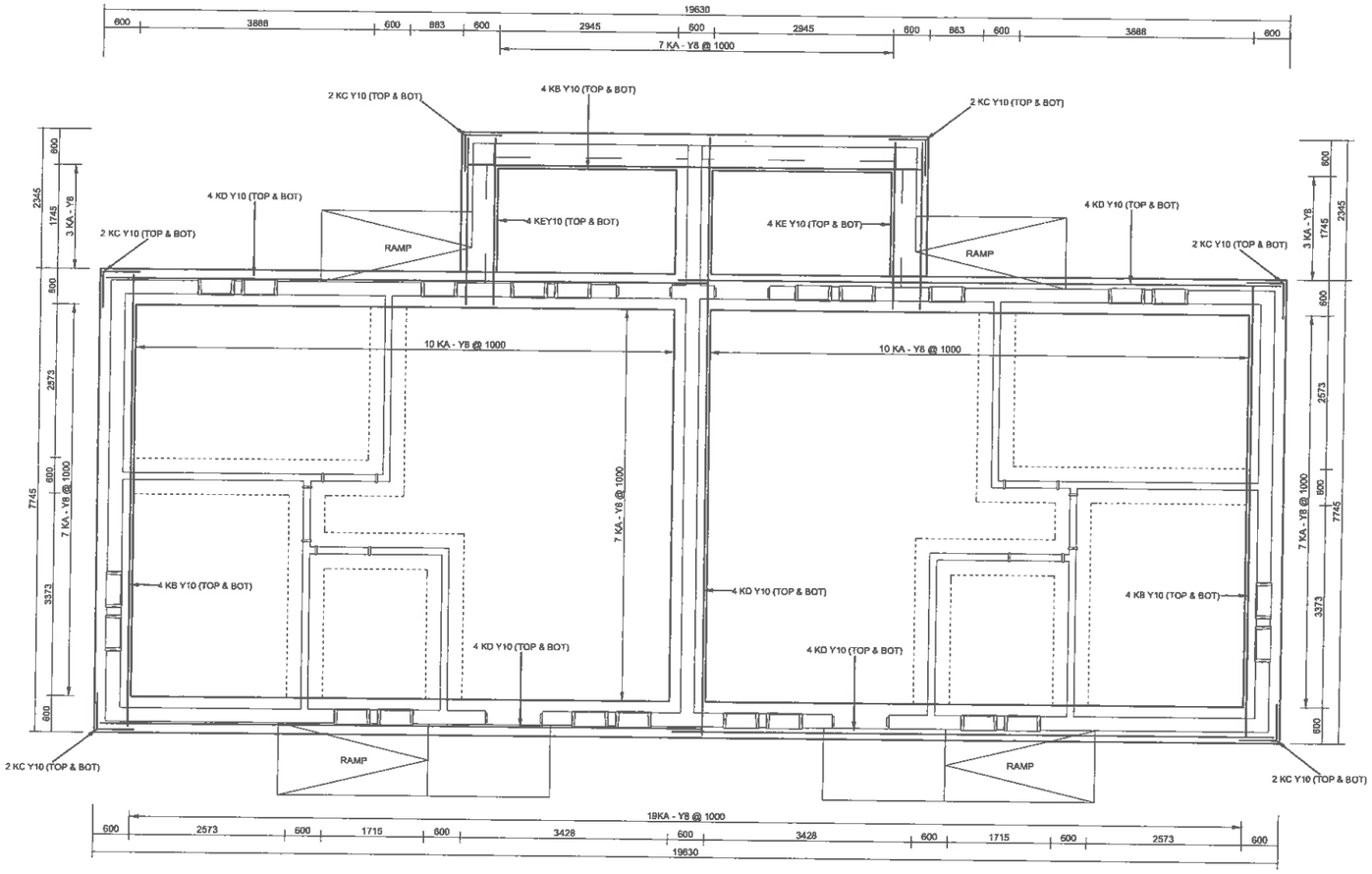

STRIP FOUNDATION PLAN
SCALE 1 : 50

FOUNDING

METHOD STATEMENT

1. REMOVE 150mm TOPSOIL AND ORGANIC MATERIAL OVER AN AREA 1m WIDER THAN THE BUILDING DIMENSIONS AND STOCKPILE.
2. COMPACT THE IN-SITU MATERIAL 150mm DEEP AT OPTIMUM MOISTURE CONTENT TO 93 % MOD. AASHTO DENSITY WITH A DOUBLE DRUM VIBRATORY ROLLER.
3. EXCAVATE FOUNDATION TRENCES TO THE SPECIFIED WIDTH AND DEPTH.
4. SOAK THE BOTTOM OF THE TRENCH AND COMPACT THE IN-SITU MATERIAL 150mm DEEP TO 93 % MOD. AASHTO DENSITY AT OPTIMUM MOISTURE CONTENT WITH A TAMPING RAMMER.
5. APPLY ANT POISON AND OBTAIN A POISON CERTIFICATE.
6. ALL FILL TO BE TESTED FOR COMPACTION AND APPROVED BY COMPETENT PERSON.
7. PLACE REINFORCEMENT TO SPECIFICATION AND CALL ON THE ENGINEER FOR AN INSPECTION AND PERMISSION TO CAST CONCRETE.

BRICKWORK

METHOD STATEMENT

1. BRICKFORCE AT VERTICAL CENTRES NOT EXCEEDING 340mm IN ALL SUPERSTRUCTURES WALLS WITH ADDITIONA LAYERS AS FOLLOWS :

- IN EVERY COURSE IN ALL FOUNDATION WALLS.
- IN TWO COURSES IMMEDIATELY ABOVE FLOOR SLABS.
- IN TWO COURSES IMMEDIATELY BELOW WINDOWS EXTENDING 600mm BEYOND OPENING.
- IN EVERY COURSE ABOVE ALL LINTELS EXTENDING 600mm BEYOND OPENINGS.
- BRICKFORCE TO OVERLAP WITH 300mm.

SITE DRANAGE

METHOD STATEMENT

1. THE SURFACE OF THE GROUND IMMEDIATELY ADJECENT TO THE BUILDING SHALL FALL 75mm OVER THE FIRST 1500mm. ANY PAVING SHALL BE SIMILARLY SLOPED.

BENDING SCHEDULE DETAIL

MARK	TOTAL	TYPE	CUT L.	CODE	A	B	C	D	E
AA	73	Y8	1.55	60	150	500			
AB	12	Y10	7.50	20	7500				
AC	12	Y10	1.20	37	800	600			
AD	20	Y10	9.45	20	9450				
AE	8	Y10	2.75	20	2750				

TYPE	Y8	Y10	Y12	Y16	Y20	Y25
LENGTH (m)	113.20	315.00				
MASS (kg)	44.70	195.00				
TOTAL MASS - MILD STEEL (kg)						
TOTAL MASS - HIGH TENSILE STEEL (kg)	239.30					

NOTES

1. ALL WORK TO BE DONE TO THE RELEVANT SECTIONS OF SABS 1200 AND SABS 0400.
2. THIS DRAWING TO BE READ IN CONJUNCTION WITH THE ARCHITECT'S DRAWINGS.
3. EXACT POSITIONS AND DEPTHS OF EXISTING UNDERGROUND SERVICES TO BE LOCATED PRIOR TO COMMENCEMENT OF DIGGING OF TRENCHES
4. EXCAVATED TRENCHES TO BE INSPECTED BY ENGINEER PRIOR TO CASTING OF CONCRETE
5. CONCRETE STRENGTH CLASS 20/19 ON STRIP FOUNDATION.
6. CONCRETE STRENGTH CLASS 25/19 ON SURFACE BEDS.
7. MINIMUM REINFORCEMENT COVER = 50mm

LEGEND

STRIP FOUNDATION

THICKENED SURFACE BED

NR.	AMENDMENTS	DATE

CONSULTANT
S & W LIMPOPO
CONSULTING CIVIL AND STRUCTURAL ENGINEERS
PO BOX 3744 POLOKWANE 0700
S & W CENTRE 21A HANS VAN RENSBURG ST POLOKWANE 0699
CESA
TEL: 015-295 4445/6/7
Email: swlimpopo@mweb.co.za

SURVEYED		ADAPTED	
DESIGNED	DLB	CHECKED	DLB
DRAWN	TMT	APPROVED	DLB

APPROVED DATE

SUB TITLE

FOUNDATION DETAILS

BLOCK 3 A (SINGLE STOREY)

4 OFF

FILE/DATE C:\ACAD\1225\S1212S11.DRG 20-05-2014

SCALE : AS SHOWN

S & W DRAWING NO. **1225/S/11** REV.

APMI
ARCHITECTURE & PROJECT MANAGEMENT INTERNATIONAL INCORPORATED
P.O. BOX 4845 POLOKWANE 0700 TEL: 015-295 5913
57 HANS STREET POLOKWANE 0699 FAX: 015-295 2572

CLIENT:

LIMPOPO PROVINCIAL GOVERNMENT

DEPARTMENT OF CO-OPERATIVE GOVERNANCE, HUMAN SETTLEMENTS & TRADITIONAL AFFAIRS

PROJECT:

LEPHALALE HOUSING
CRU DEVELOPMENT

MARAPONG EXT. 6

DRAWING:

SCALE: AS SHOWN	DATE: JAN 2013
DRAWN:	CHECKED:
PROJECT NO:	DRAWING NO:

ELECTRICAL ENGINEER'S DRAWINGS

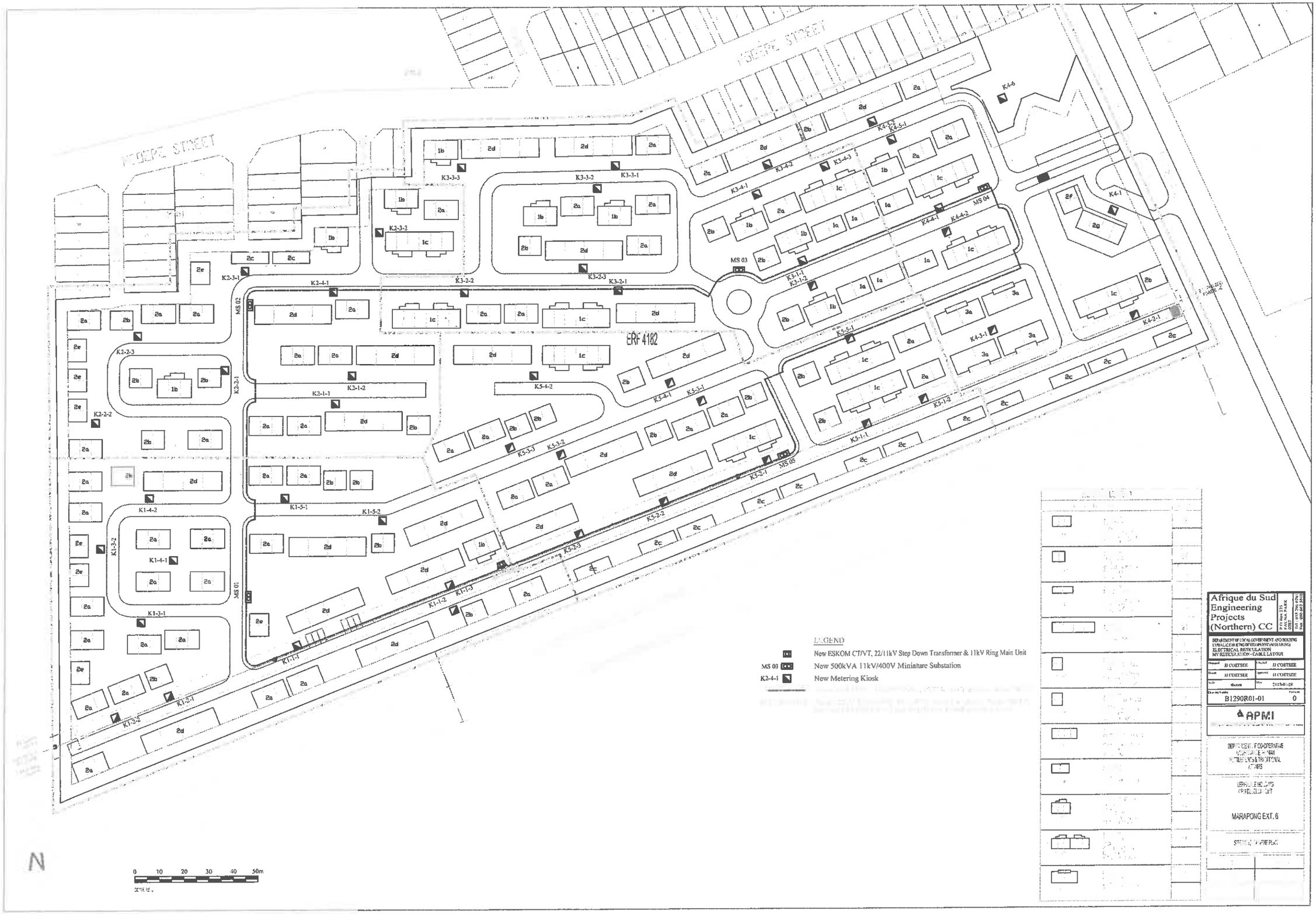

MODEPE STREET
ERF 4182
MS 01
MS 02
MS 03
MS 04
MS 05
K1-1-1
K1-1-2
K1-1-3
K1-2-1
K1-2-2
K1-3-1
K1-3-2
K1-4-1
K1-4-2
K1-5-1
K1-5-2
K2-1-1
K2-1-2
K2-2-1
K2-2-2
K2-2-3
K2-3-1
K2-4-1
K3-1-1
K3-1-2
K3-2-1
K3-2-2
K3-2-3
K3-3-1
K3-3-2
K3-3-3
K3-4-1
K3-4-2
K3-4-3
K4-1
K4-2-1
K4-3-1
K4-4-1
K4-4-2
K4-5-1
K4-5-2
K4-6
K5-1-1
K5-1-2
K5-2-1
K5-2-2
K5-2-3
K5-3-1
K5-3-2
K5-3-3
K5-4-1
K5-4-2
K5-5-1
LEGEND
New ESKOM CT/VT, 22/11kV Step Down Transformer & 11kV Ring Main Unit
MS 03 New 500kVA 11kV/400V Miniature Substation
K2-4-1 New Metering Kiosk
N
0 10 20 30 40 50m
Afrique du Sud Engineering Projects (Northern) CC
DEPARTMENT OF LOCAL GOVERNMENT AND HOUSING
ELECTRICAL RETICULATION
MV RETICULATION - CABLE LAYOUT
JJ COETSEE
JJ COETSEE
JJ COETSEE
JJ COETSEE
B1290R01-01
0
APMI
MARAPONG EXT. 6

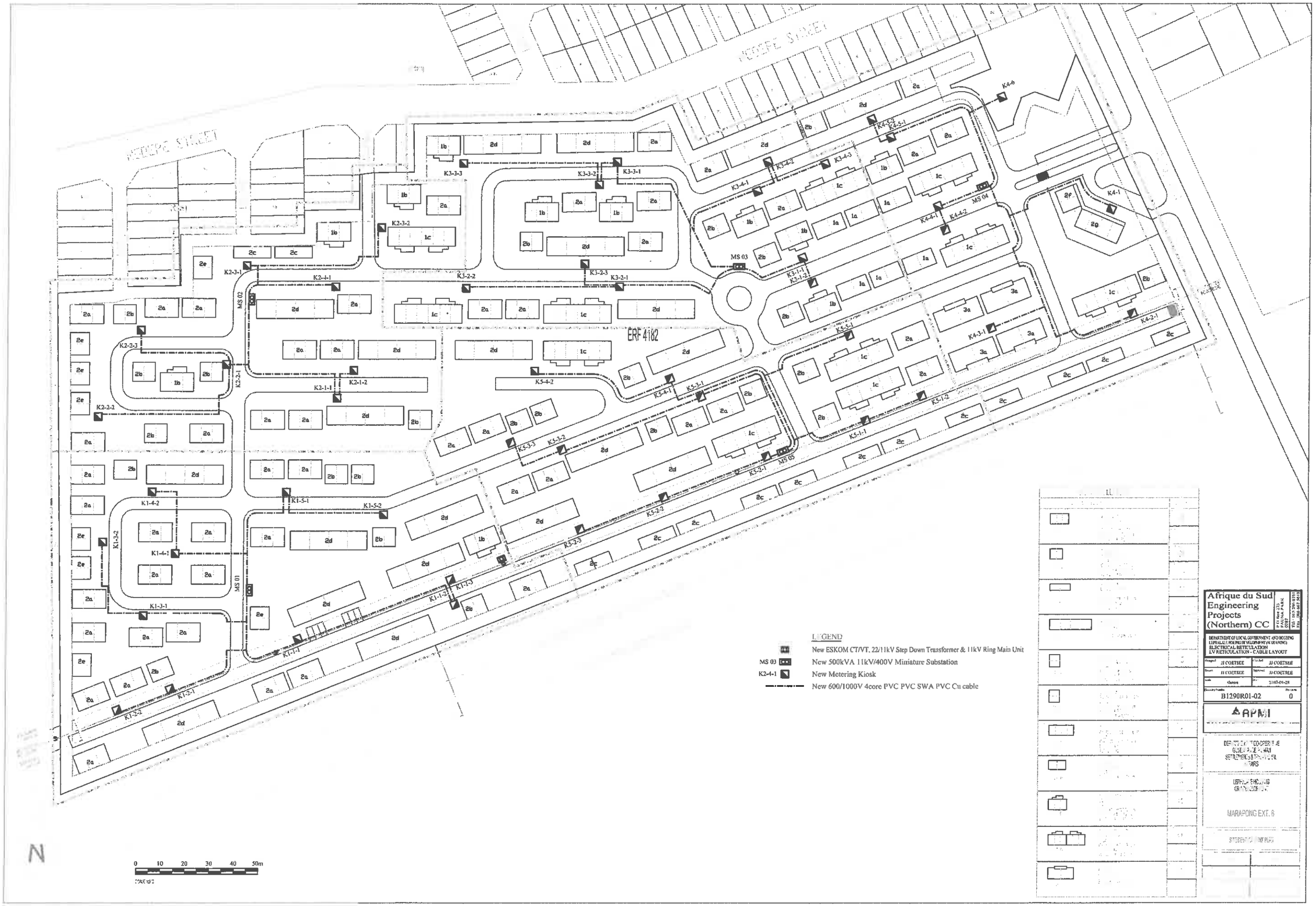
ERF 4182
MS 01
MS 02
MS 03
MS 04
MS 05
K1-1-1
K1-1-2
K1-1-3
K1-2-1
K1-2-2
K1-3-1
K1-3-2
K1-4-1
K1-4-2
K1-5-1
K1-5-2
K2-1-1
K2-1-2
K2-2-1
K2-2-2
K2-2-3
K2-3-1
K2-3-2
K2-4-1
K3-1-1
K3-1-2
K3-2-1
K3-2-2
K3-2-3
K3-3-1
K3-3-2
K3-3-3
K3-4-1
K3-4-2
K3-4-3
K4-1
K4-2
K4-3-1
K4-3-2
K4-4-1
K4-4-2
K4-5-1
K4-6
K5-1-1
K5-1-2
K5-2-1
K5-2-2
K5-2-3
K5-3-1
K5-3-2
K5-3-3
K5-4-1
K5-4-2
N
0 10 20 30 40 50m
LEGEND
New ESKOM CT/VT. 22/11kV Step Down Transformer & 11kV Ring Main Unit
New 500kVA 11kV/400V Miniature Substation
New Metering Kiosk
New 600/1000V 4core PVC PVC SWA PVC Cu cable
Afrique du Sud Engineering Projects (Northern) CC
DEPARTMENT OF LOCAL GOVERNMENT AND HOUSING
ELECTRICAL RETICULATION
LV RETICULATION - CABLE LAYOUT
B1290R01-02
0
APM
MARAPONG EXT. 6

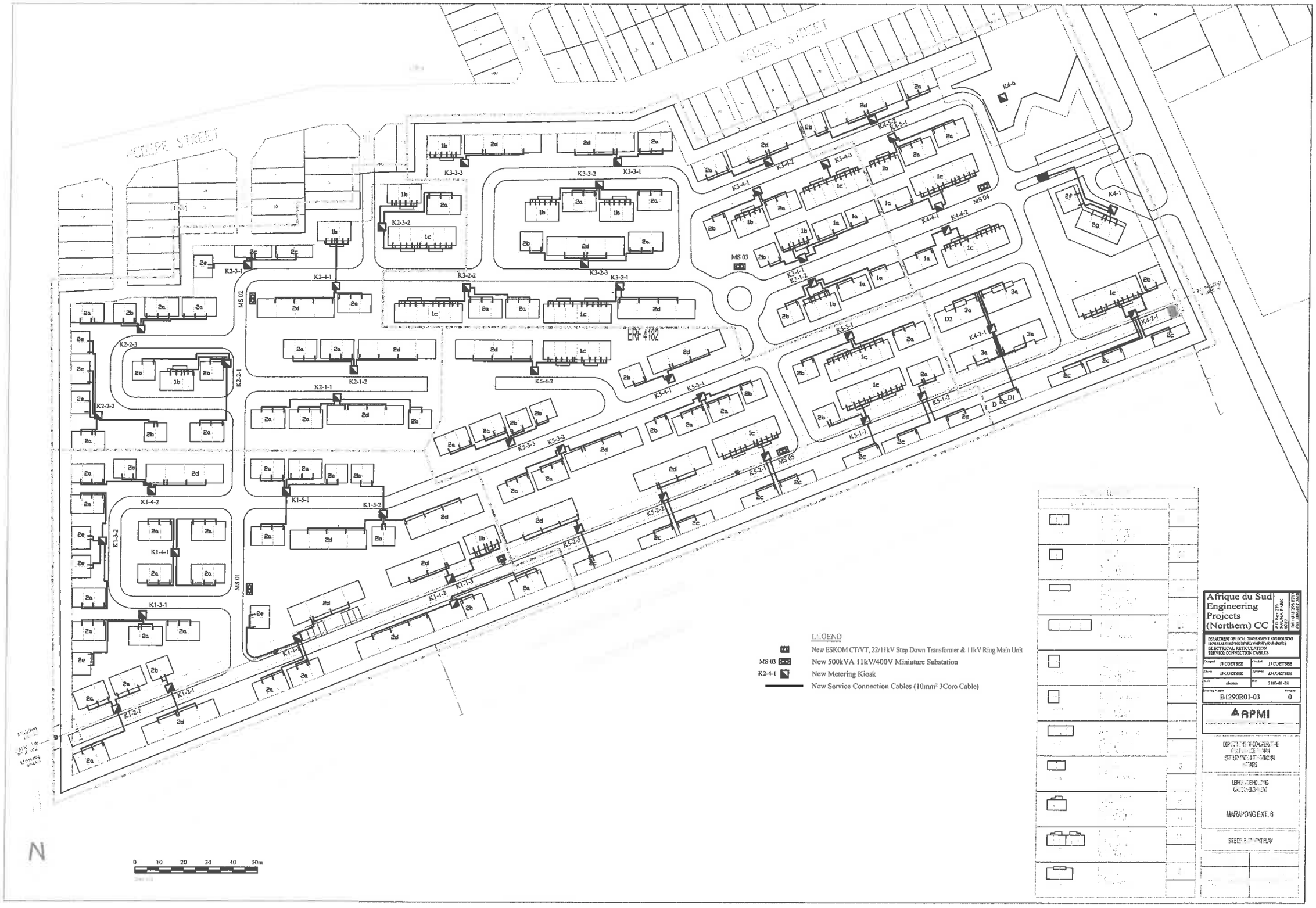
KOEPE STREET
ERF 4182
MS 01
MS 02
MS 03
MS 04
MS 05
K1-1-1
K1-1-2
K1-2-1
K1-2-2
K1-3-1
K1-3-2
K1-4-1
K1-4-2
K1-5-1
K1-5-2
K2-1-1
K2-1-2
K2-2-1
K2-2-2
K2-2-3
K2-3-1
K2-4-1
K3-1-1
K3-1-2
K3-2-1
K3-2-2
K3-2-3
K3-3-1
K3-3-2
K3-3-3
K3-4-1
K3-4-2
K3-4-3
K4-1
K4-2-1
K4-3-1
K4-4-1
K4-4-2
K4-5-1
K4-5-2
K4-6
K5-1-1
K5-1-2
K5-2-1
K5-2-2
K5-2-3
K5-3-1
K5-3-2
K5-3-3
K5-4-1
K5-4-2
LEGEND
New ESKOM CT/VT, 22/11kV Step Down Transformer & 11kV Ring Main Unit
New 500kVA 11kV/400V Miniature Substation
New Metering Kiosk
New Service Connection Cables (10mm² 3Core Cable)
N
0 10 20 30 40 50m
Afrique du Sud Engineering Projects (Northern) CC
DEPARTMENT OF LOCAL GOVERNMENT AND HOUSING
ELECTRICAL RETICULATION SERVICE CONNECTION CABLES
B1290R01-03
0
APMI
MARAPONG EXT. 6

ERF 4182
MS 01
MS 02
MS 03
MS 04
MS 05
LEGEND
New ESKOM CT/VT, 22/11kV Step Down Transformer & 11kV Ring Main Unit
MS 03 New 500kVA 11kV/400V Miniature Substation
K2-4-1 New Metering Kiosk
N
0 10 20 30 40 50m
Afrique du Sud Engineering Projects (Northern) CC
ELECTRICAL RETICULATION STREET LIGHTS AND CABLES
B1290R01-04
0
RPMI
MARAHONG EXT. 6

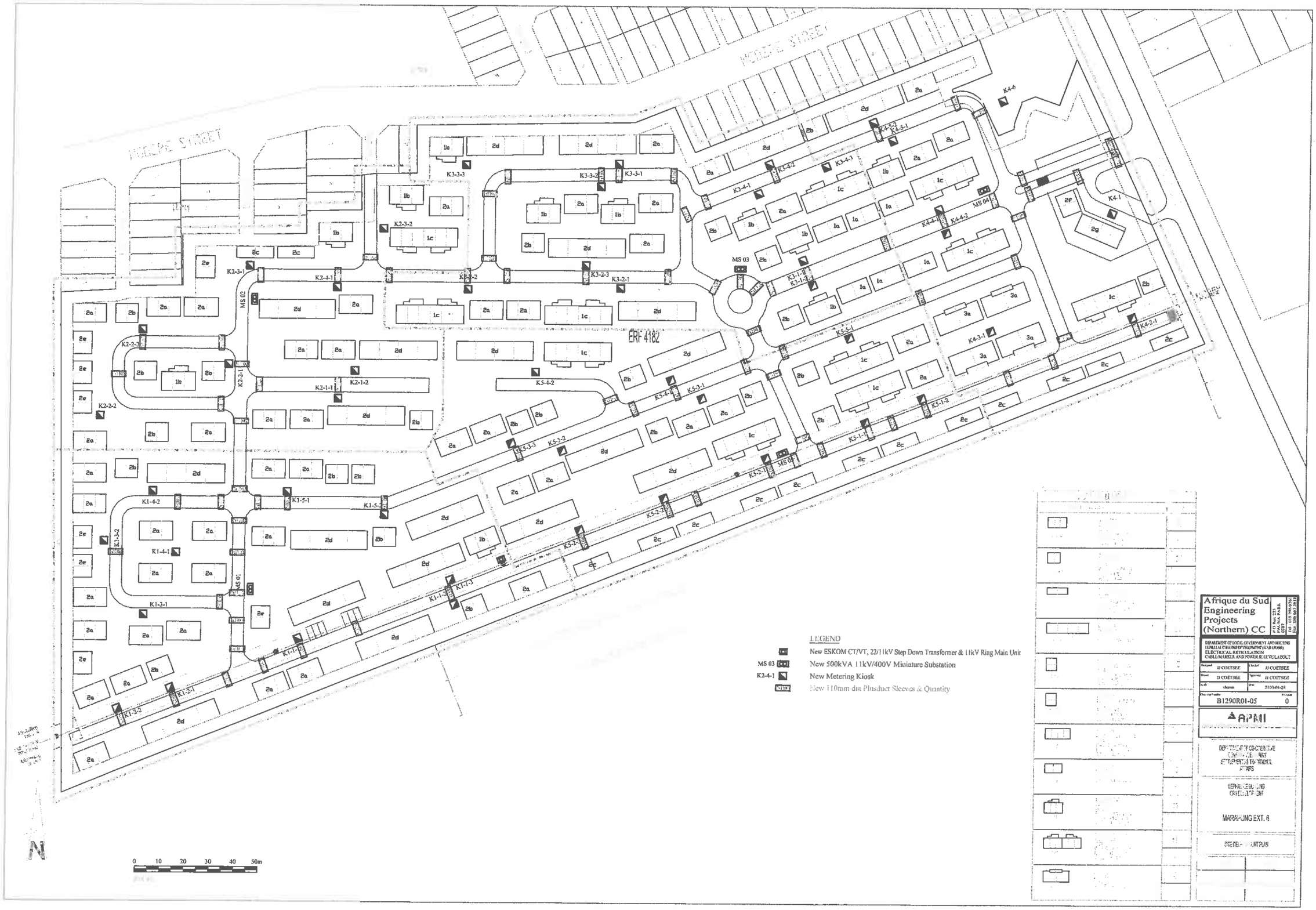

HOOPE STREET
ERF 4182
MS 01
MS 02
MS 03
MS 04
LEGEND
New ESKOM CT/VT, 22/11kV Step Down Transformer & 11kV Ring Main Unit
MS 03 New 500kVA 11kV/400V Miniature Substation
K2-4-1 New Metering Kiosk
New 110mm dia Plusduct Sleeves & Quantity
0 10 20 30 40 50m
N
Afrique du Sud Engineering Projects (Northern) CC
P O Box 273 PALMA PARK 0787
Tel 015 296 9761 Fax 086 663 5613
DEPARTMENT OF LOCAL GOVERNMENT AND HOUSING
LEPHALALE BUILDING DEVELOPMENT (MARAPONG)
ELECTRICAL RETICULATION
CABLE MARKER AND POWER SLEEVE LAYOUT
Designed JJ COETSEE
Checked JJ COETSEE
Drawn JJ COETSEE
Approved JJ COETSEE
Scale shown
Date 2101-01-28
Drawing Number B1290R01-05
Revision 0
APMI
MARAPONG EXT. 6

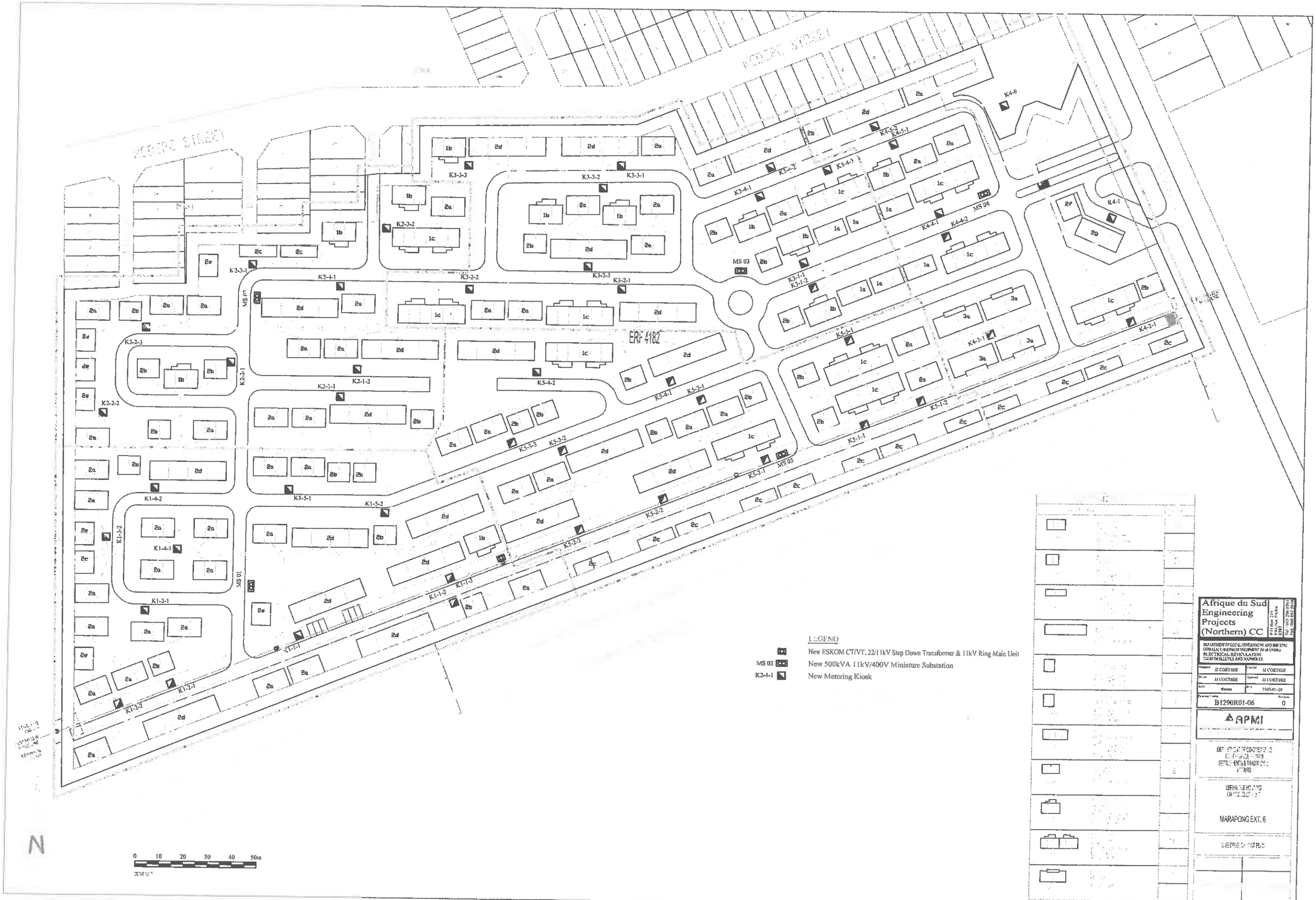

MODERE STREET
ERF 4182
MS 01
MS 03
MS 04
MS 05
K1-1-1
K1-1-2
K1-1-3
K1-2-1
K1-2-2
K1-2-3
K1-3-1
K1-3-2
K1-4-1
K1-4-2
K1-5-1
K1-5-2
K2-1-1
K2-1-2
K2-2-1
K2-2-2
K2-2-3
K2-3-1
K2-3-2
K2-4-1
K3-1-1
K3-1-2
K3-2-1
K3-2-2
K3-2-3
K3-3-1
K3-3-2
K3-3-3
K3-4-1
K3-4-2
K3-4-3
K4-1
K4-2-1
K4-3-1
K4-4-1
K4-4-2
K4-5-1
K4-5-2
K4-6
K5-1-1
K5-1-2
K5-2-1
K5-2-2
K5-2-3
K5-3-1
K5-3-2
K5-3-3
K5-4-1
K5-4-2
K5-5-1
LEGEND
New ESKOM CT/VT, 22/11kV Step Down Transformer & 11kV Ring Main Unit
MS 03 New 500kVA 11kV/400V Miniature Substation
K2-4-1 New Metering Kiosk
N
0 10 20 30 40 50m
Afrique du Sud Engineering Projects (Northern) CC
DEPARTMENT OF LOCAL GOVERNMENT AND HOUSING
LEPHALALE BUREAU DEVELOPMENT (MARAPONG)
ELECTRICAL RETICULATION
TELKOM SLEEVES AND MANHOLES
JJ COETSEE
JJ COETSEE
JJ COETSEE
JJ COETSEE
B1290R01-06
0
APMI
MARAPONG EXT. 6





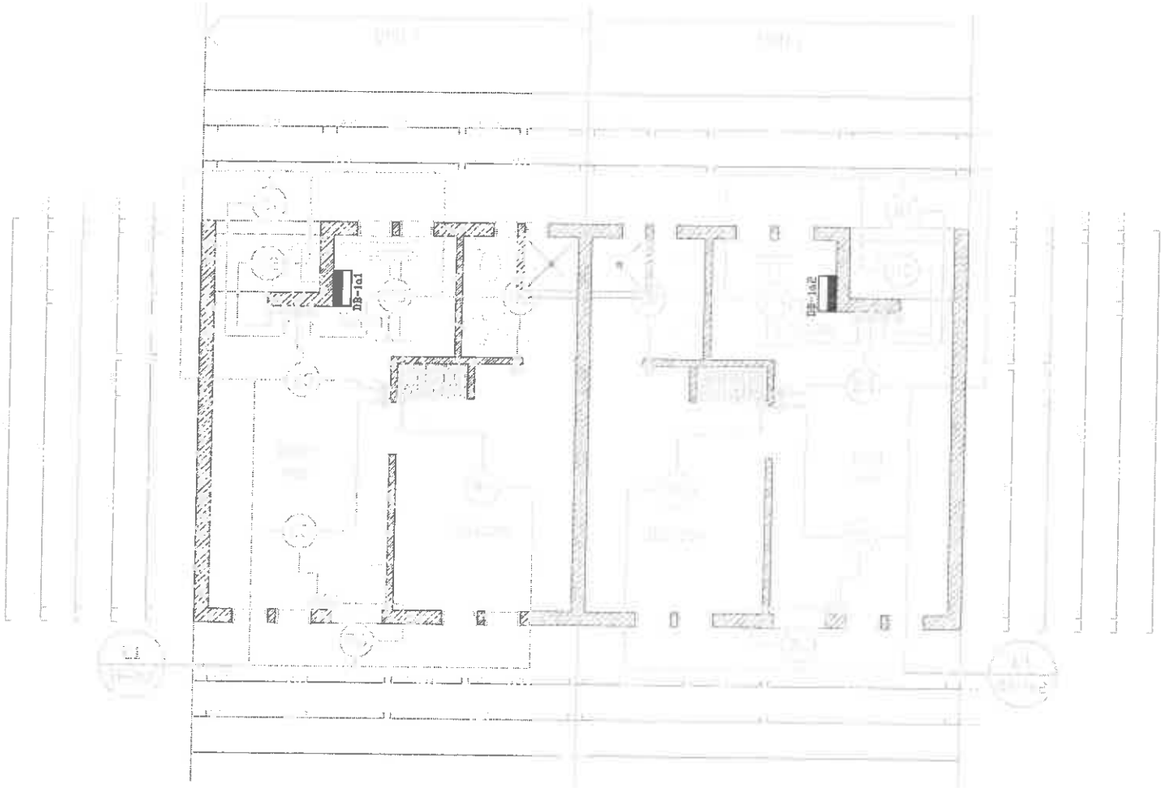

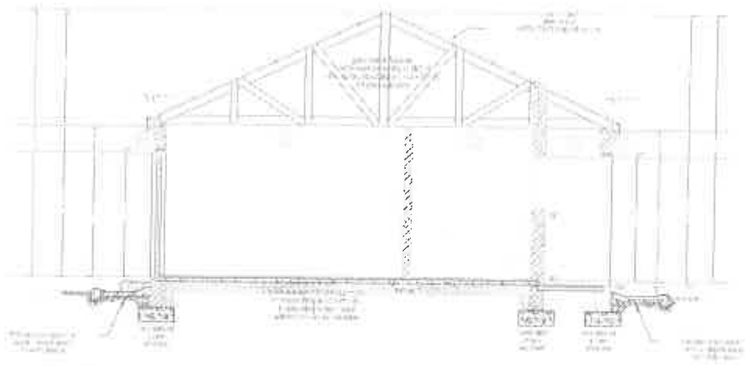

APMI

DEPARTMENT OF LOCAL GOVERNMENT AND HOUSING

LEPHALALE HOUSING DEVELOPMENT

Afrique du Sud Engineering Projects (Northern) CC	P O Box 273 FAUNA PARK 0787	Tel : 015 296 0761 Fax : 086 667 5618	LEPHALALE HOUSING PROJECT BLOCK 1a ELECTRICAL INSTALLATION LIGHTING LAYOUT	Designed JJ COETSEE	Checked JJ COETSEE		
				Drawn JJ COETSEE	Approved JJ COETSEE		
				Scale Shown	Date 2013-05-02		
				Drawing Number B1290H01a-01	Revision 0		

REV	DATE	DESCRIPTION	BY





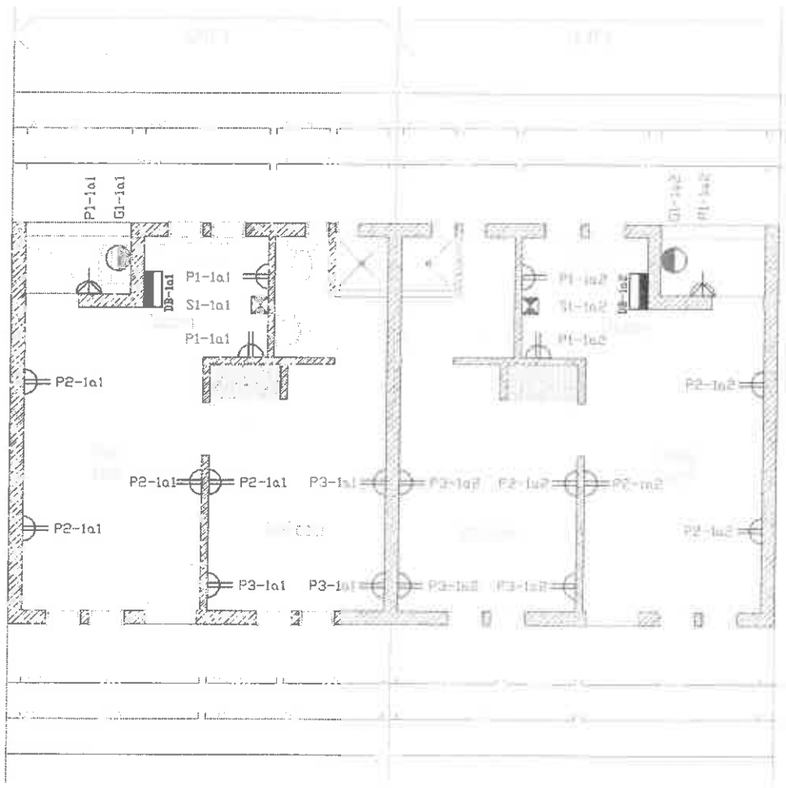

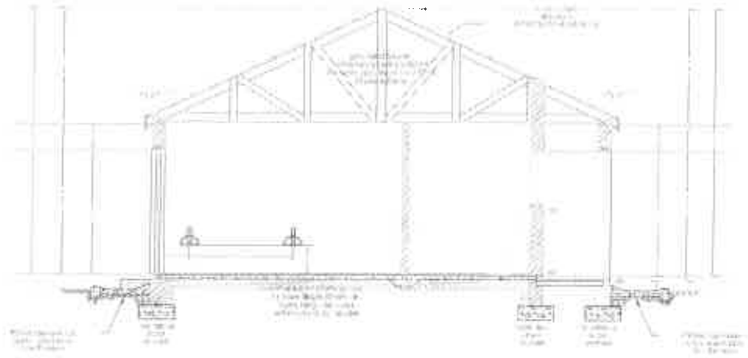

APMI

DEPARTMENT OF LOCAL GOVERNMENT AND HOUSING

LEPHALALE HOUSING DEVELOPMENT

Afrique du Sud Engineering Projects (Northern) CC	P O Box 273 PAUNA PARK 0787	Tel : 015 296 0761 Fax :086 667 5618	LEPHALALE HOUSING PROJECT BLOCK 1a ELECTRICAL INSTALLATION POWER INSTALLATION

Designed: JJ COETSEE	Checked: JJ COETSEE		
Drawn: JJ COETSEE	Approved: JJ COETSEE		
Scale: Shown	Date: 2013-05-02		
Drawing Number: B1290H01a-02	Revision: 0		

REV	DATE	DESCRIPTION	BY



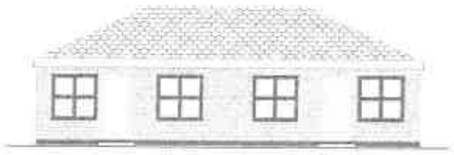





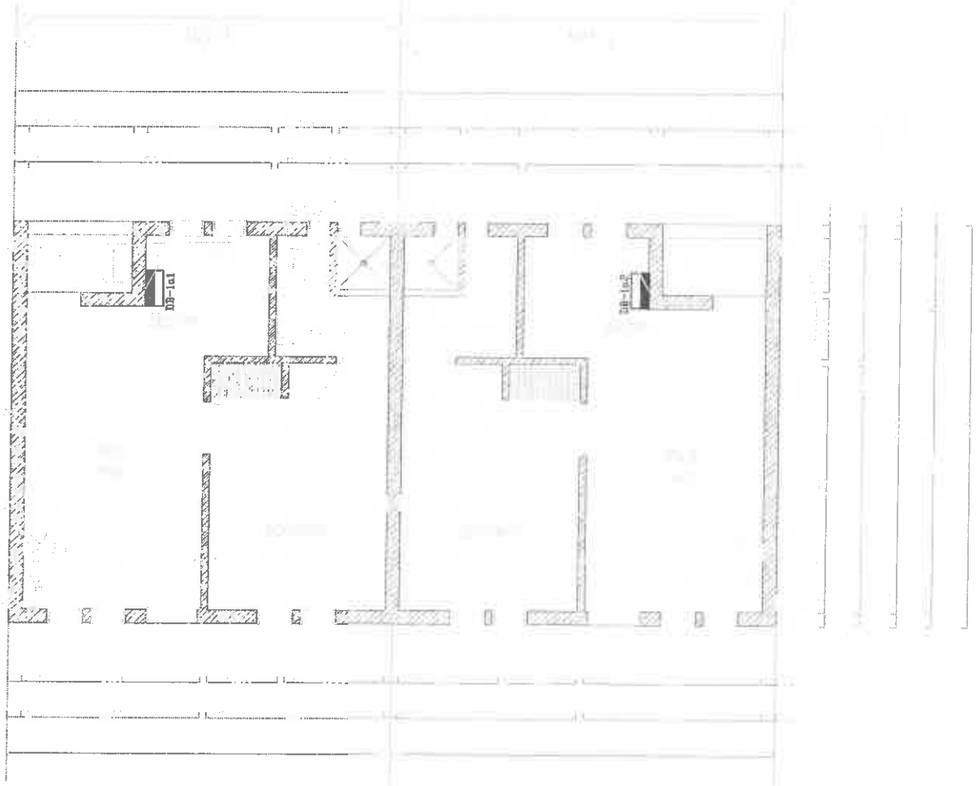

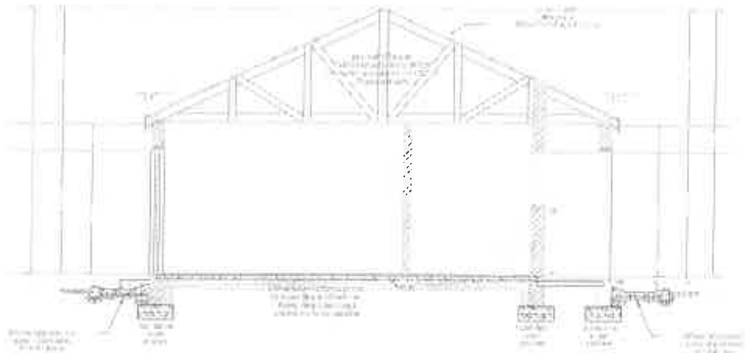

Afrique du Sud Engineering Projects (Northern) CC	P O Box 273 FAUNA PARK 0787	Tel : 015 296 0761 Fax : 086 667 3618	LEPHALALE HOUSING PROJECT BLOCK 1a ELECTRICAL INSTALLATION TELKOM & TV LAYOUT, PLUS SLEEVES	Designed: JJ COETSEE	Checked: JJ COETSEE	REV	DATE
				Drawn: JJ COETSEE	Approved: JJ COETSEE		
				Scale: Shown	Date: 2013-05-02		
				Drawing Number: B1290H01a-03	Revision: 0		

APMI

DEPARTMENT OF LOCAL GOVERNMENT AND HOUSING

LEPHALALE HOUSING DEVELOPMENT

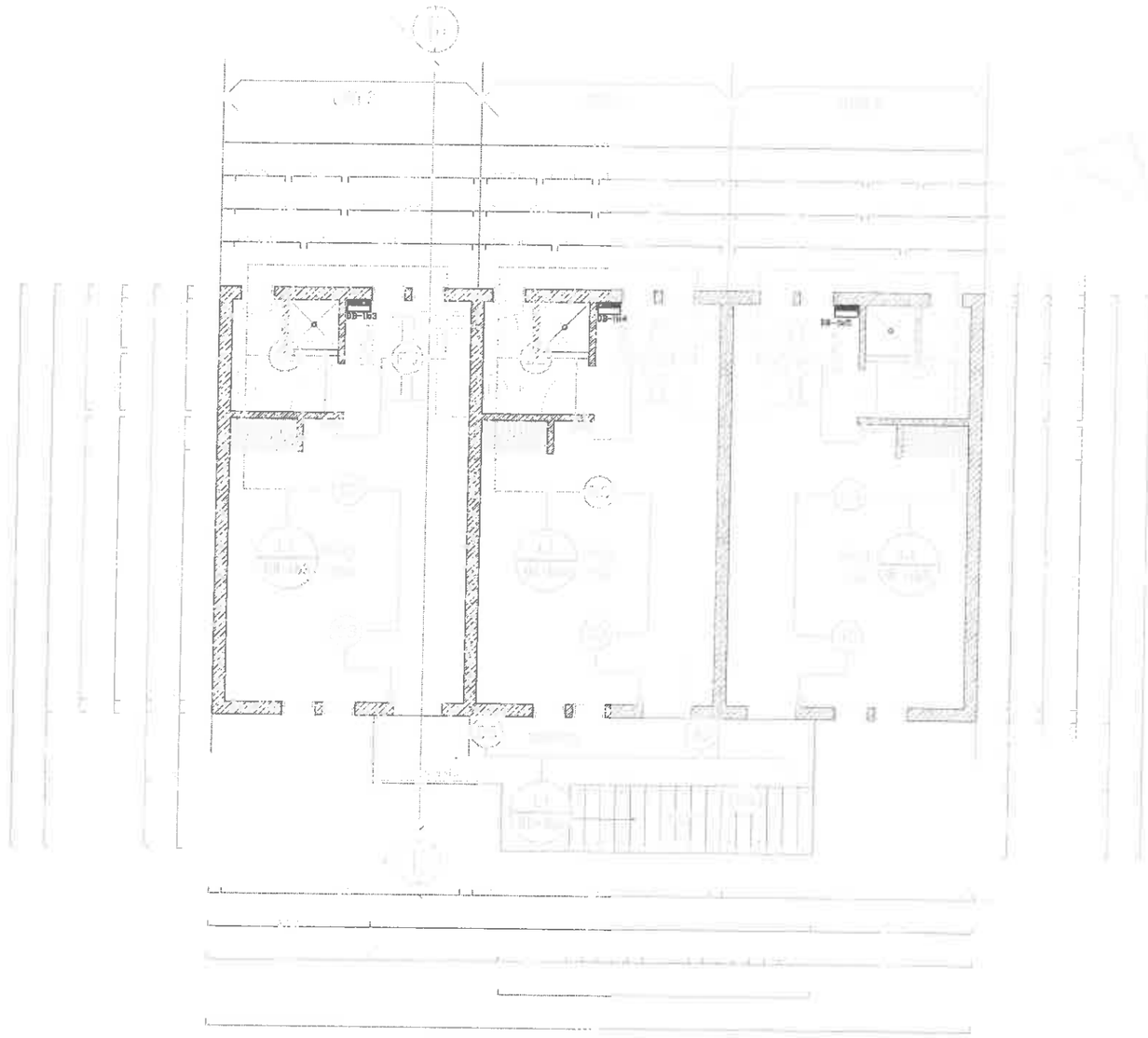

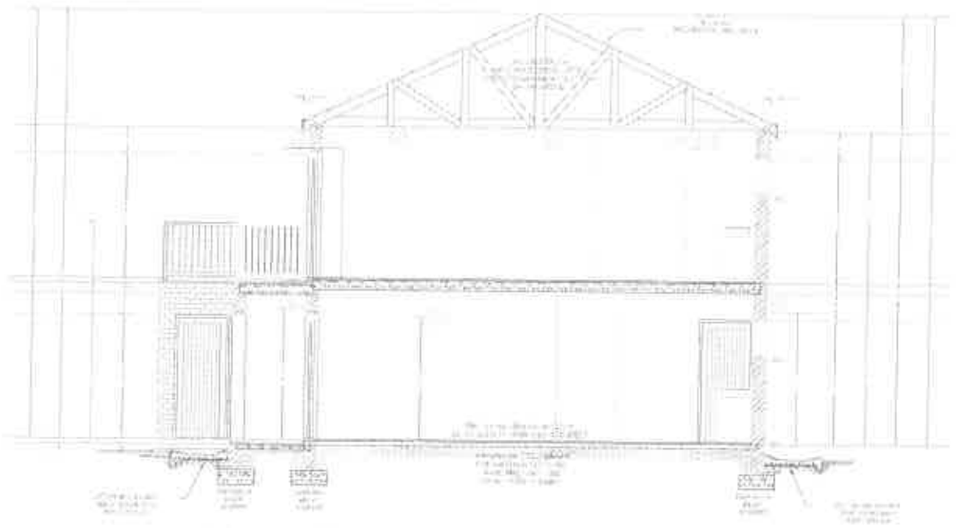

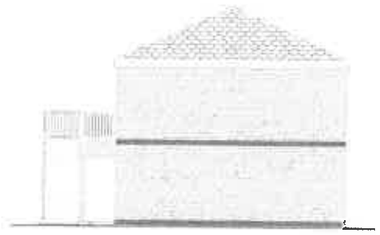

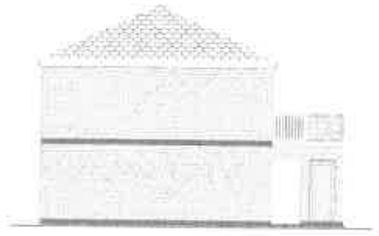

Afrique du Sud Engineering Projects (Northern) CC	P O Box 273 FAUNA PARK 0787	Tel : 015 296 0761 Fax : 086 667 5618	LEPHALALE HOUSING PROJECT BLOCK 1b - FIRST FLOOR ELECTRICAL INSTALLATION LIGHTING LAYOUT

Designed: JJ COETSEE	Checked: JJ COETSEE		
Drawn: JJ COETSEE	Approved: JJ COETSEE		
Scale: Shown	Date: 2013-05-02		
Drawing Number: B1290H01bF-01	Revision: 0		

REV	DATE	DESCRIPTION	BY

APMI

DEPARTMENT OF LOCAL GOVERNMENT AND HOUSING

LEPHALALE HOUSING DEVELOPMENT

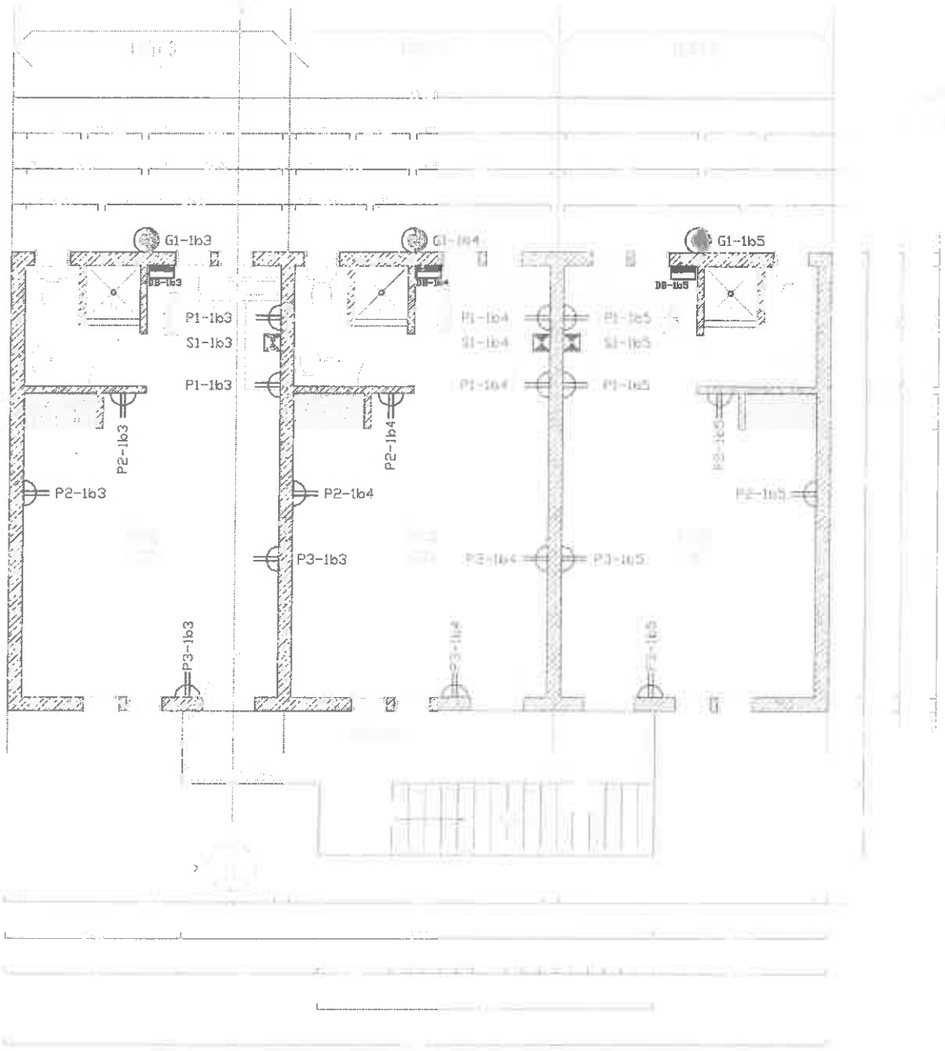

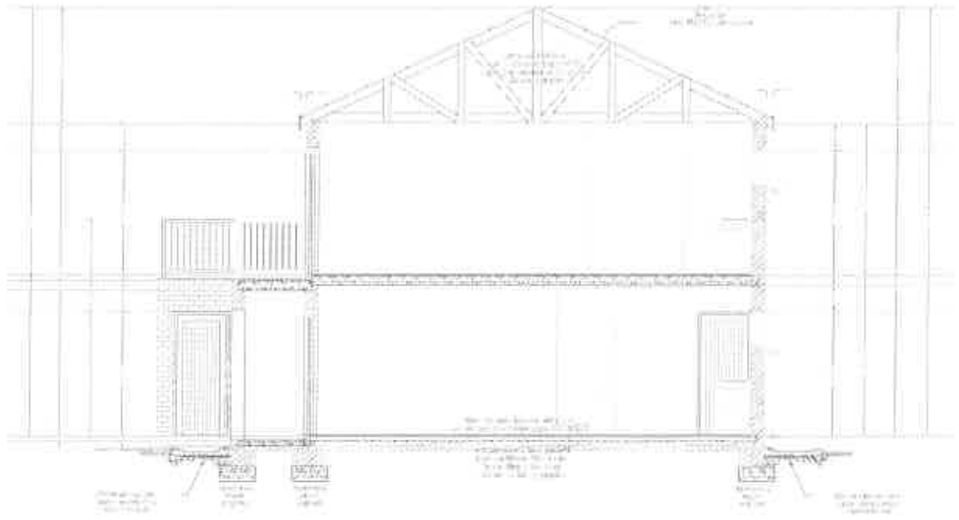

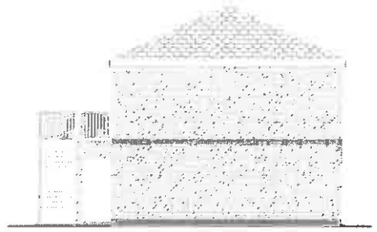

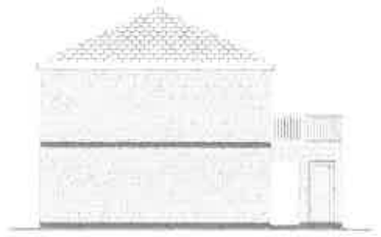

APM

DEPARTMENT OF LOCAL GOVERNMENT AND HOUSING

LEPHALALE HOUSING DEVELOPMENT

Afrique du Sud Engineering Projects (Northern) CC	P O Box 273 FAUNA PARK 0787	Tel : 015 296 0761 Fax :086 667 5618	LEPHALALE HOUSING PROJECT BLOCK 1b - FIRST FLOOR ELECTRICAL INSTALLATION POWER INSTALLATION

Designed	JJ COETSEE	Checked	JJ COETSEE
Drawn	JJ COETSEE	Approved	JJ COETSEE
Scale	Shown	Date	2013-05-02
Drawing Number	B1290H01bF-02	Revision	0

REV	DATE	DESCRIPTION	BY

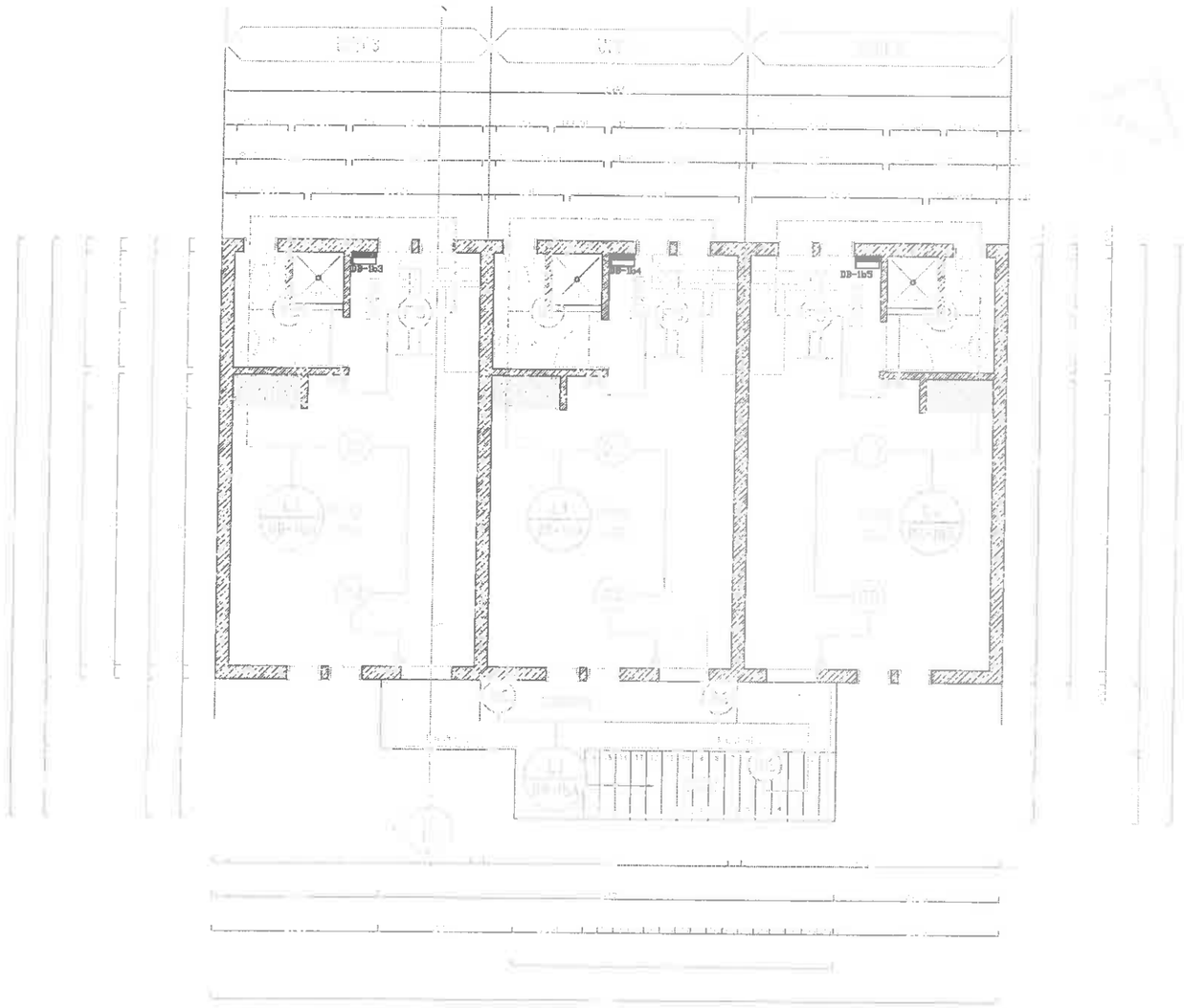

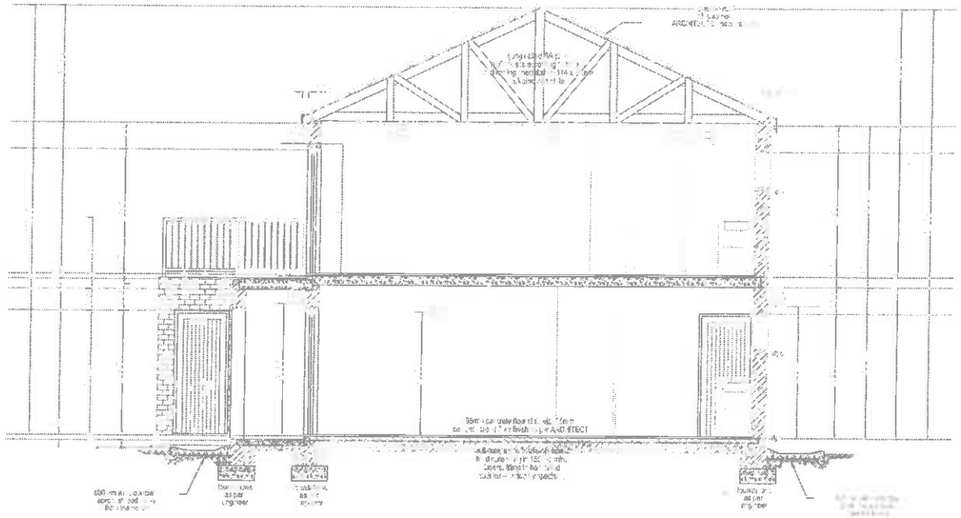

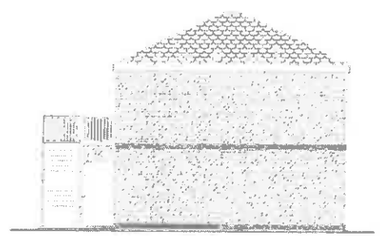



APMI

DEPARTMENT OF LOCAL GOVERNMENT AND HOUSING

LEPHALALE HOUSING DEVELOPMENT

Afrique du Sud Engineering Projects (Northern) CC	P O Box 273 FAUNA PARK 0787	Tel : 015 296 0761 Fax : 086 667 5618	LEPHALALE HOUSING PROJECT BLOCK 1b - FIRST FLOOR ELECTRICAL INSTALLATION LIGHTING LAYOUT

Designed	JJ COETSEE	Checked	JJ COETSEE
Drawn	JJ COETSEE	Approved	JJ COETSEE
Scale	Shown	Date	2013-05-02
Drawing Number	B1290H01bF-01	Revision	0

REV	DATE	DESCRIPTION	BY

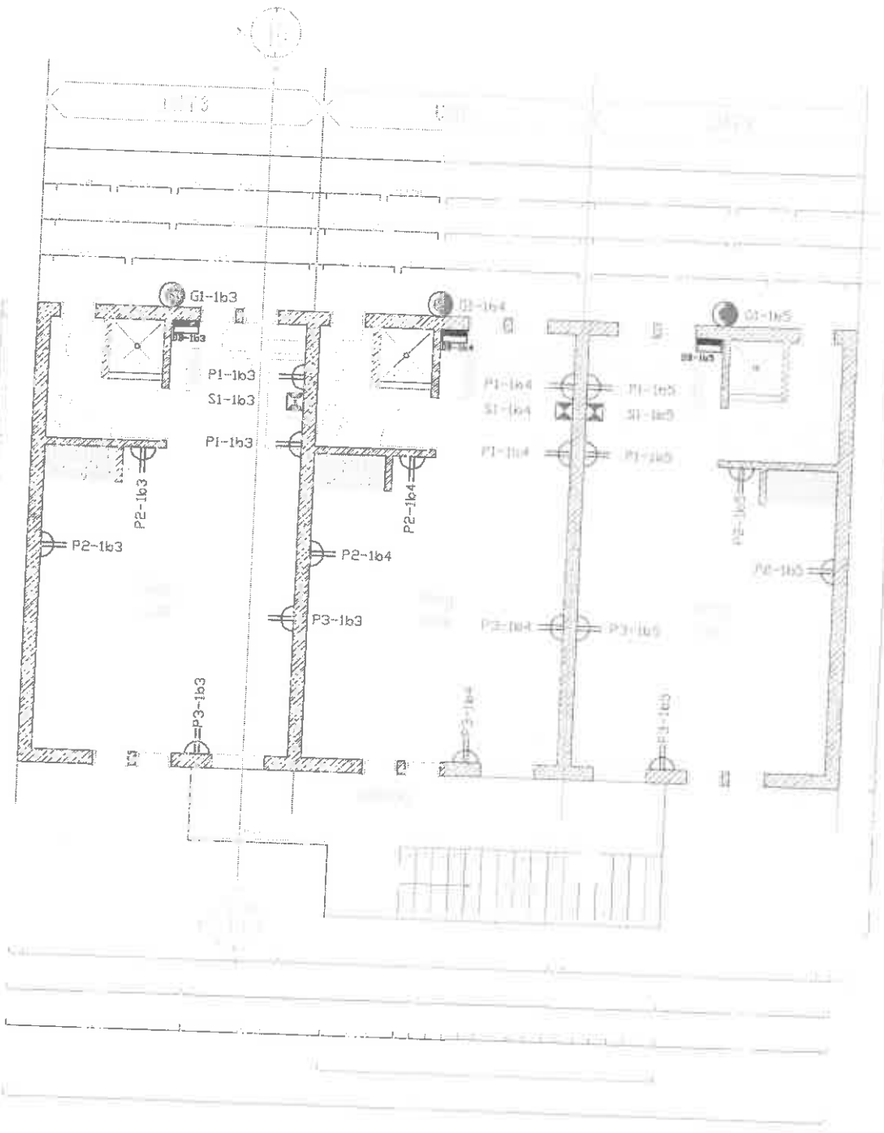

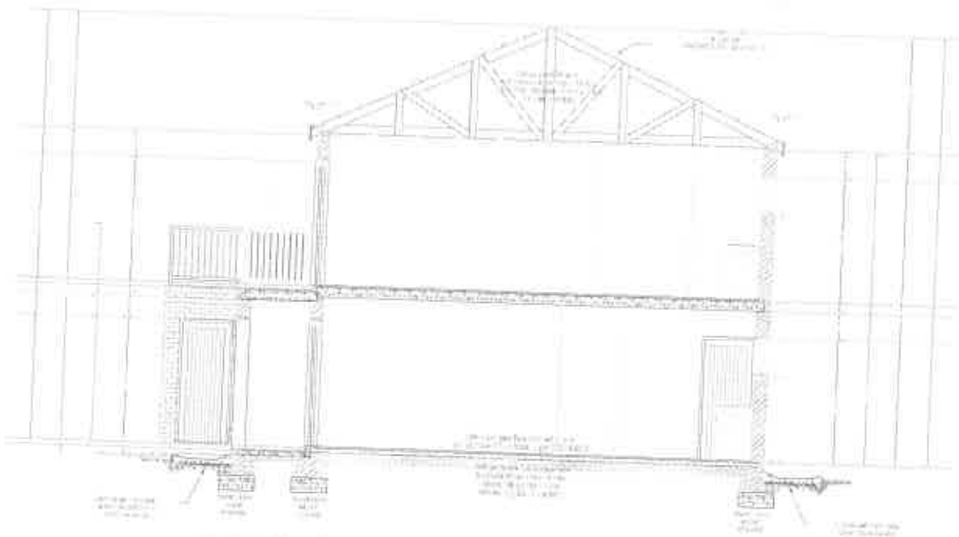

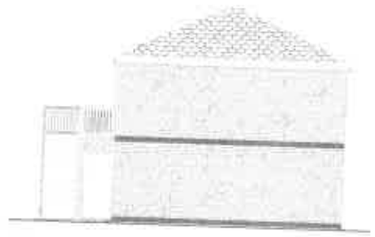

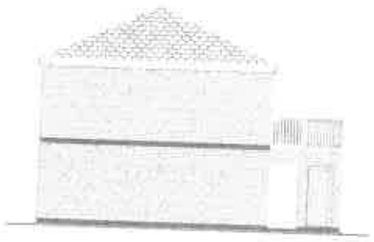

Afrique du Sud Engineering Projects (Northern) CC

P.O.Box 273 FAUNA PARK 0787

Tel : 015 296 0761 Fax: 0866 667 5618

LEPHALALE HOUSING PROJECT
BLOCK 1b - FIRST FLOOR
ELECTRICAL INSTALLATION
POWER INSTALLATION

Designed	JJ COETSEE	Checked	JJ COETSEE
Drawn	JJ COETSEE	Approved	JJ COETSEE
Scale	Shown	Date	2013-05-02
Drawing Number	B1290H01bF-02	Revision	0

REV	DATE	DESCRIPTION	BY

APM

DEPARTMENT OF LOCAL GOVERNMENT AND HOUSING

LEPHALALE HOUSING DEVELOPMENT

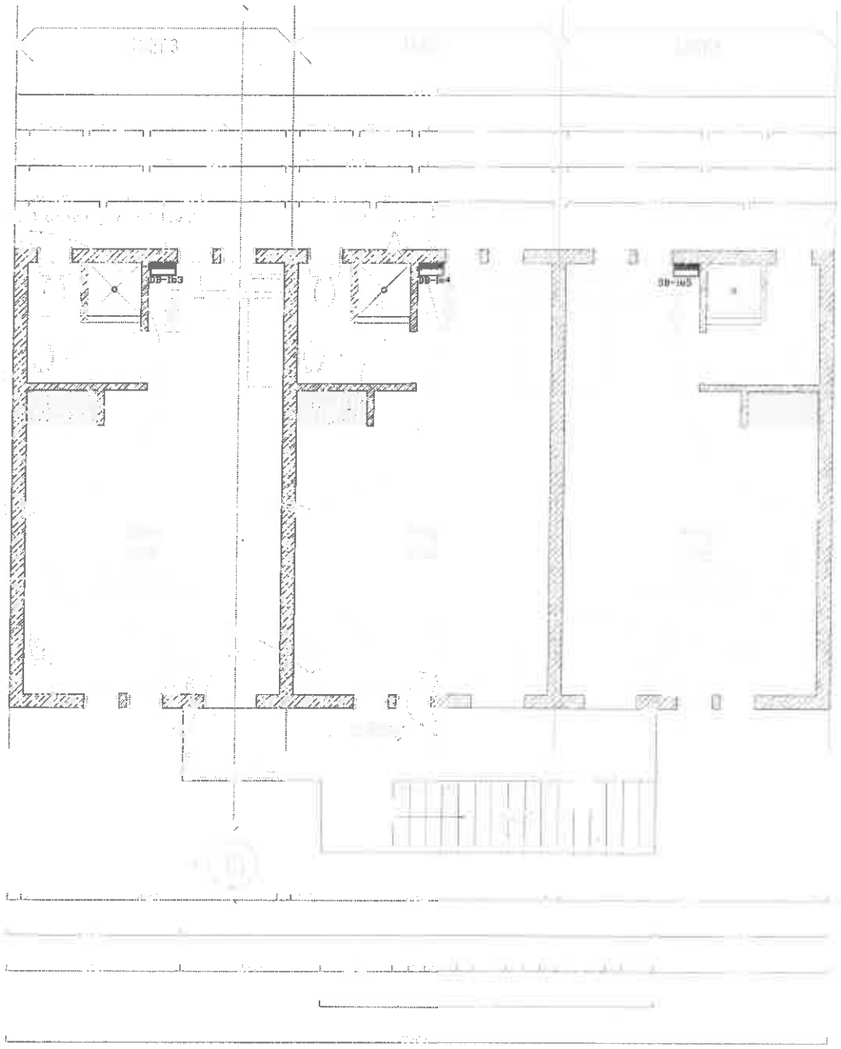

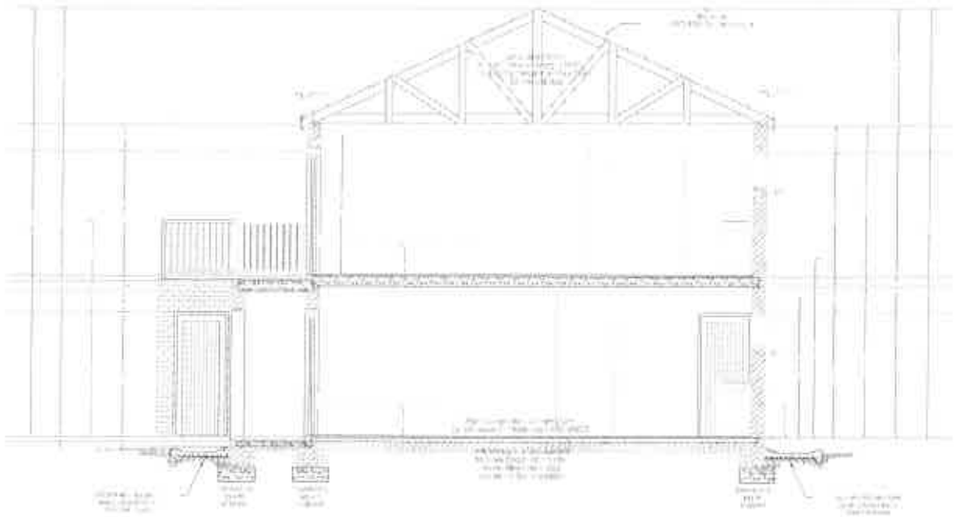

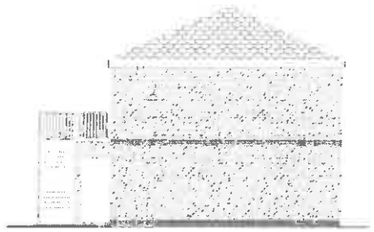

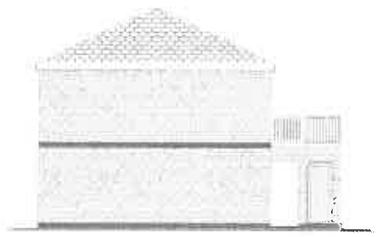

APM

DEPARTMENT OF LOCAL GOVERNMENT AND HOUSING

LEPHALALE HOUSING DEVELOPMENT

Afrique du Sud Engineering Projects (Northern) CC	P O Box 273 FAUNA PARK 0787	Tel : 015 296 0761 Fax : 086 667 5618

LEPHALALE HOUSING PROJECT
BLOCK 1b - FIRST FLOOR
ELECTRICAL INSTALLATION
TELKOM & TV LAYOUT, PLUS SLEEVES

Designed	JJ COETSEE	Checked	JJ COETSEE
Drawn	JJ COETSEE	Approved	JJ COETSEE
Scale	Shown	Date	2013-05-02
Drawing Number	B1290H01bF-03	Revision	0

REV	DATE	DESCRIPTION	BY

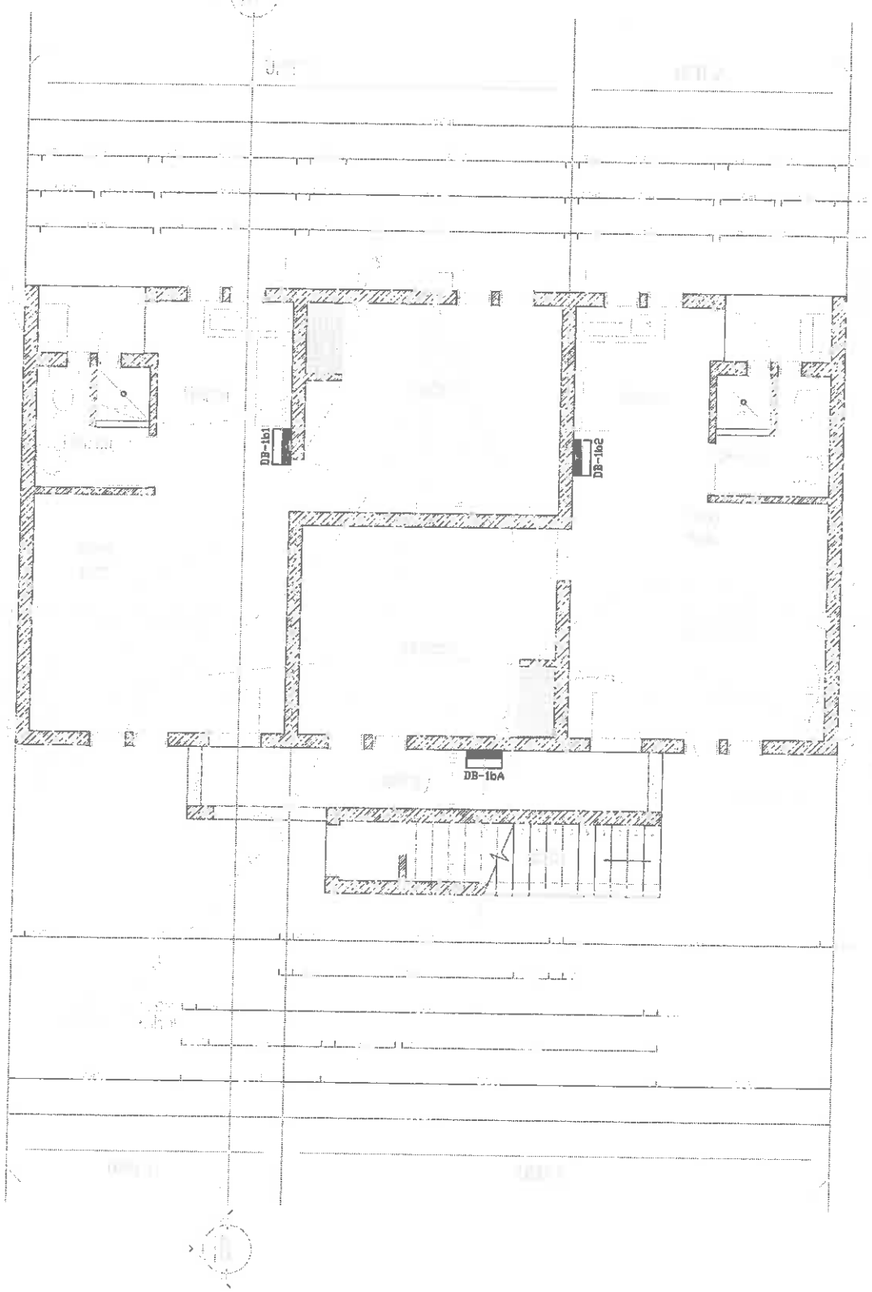





APMI

DEPARTMENT OF LOCAL GOVERNMENT AND HOUSING

LEPHALALE HOUSING DEVELOPMENT

Afrique du Sud Engineering Projects (Northern) CC	P O Box 273 FAUNA PARK 0787	Tel : 015 296 0761 Fax : 086 667 5618	LEPHALALE HOUSING PROJECT BLOCK 1b - GROUND FLOOR ELECTRICAL INSTALLATION TELKOM & TV LAYOUT, PLUS SLEEVES

Designed: JJ COETSEE		Checked: JJ COETSEE	
Drawn: JJ COETSEE		Approved: JJ COETSEE	
Scale: Shown		Date: 2013-05-02	
Drawing Number: B1290H01bG-03		Revision: 0	

REV	DATE	DESCRIPTION	BY

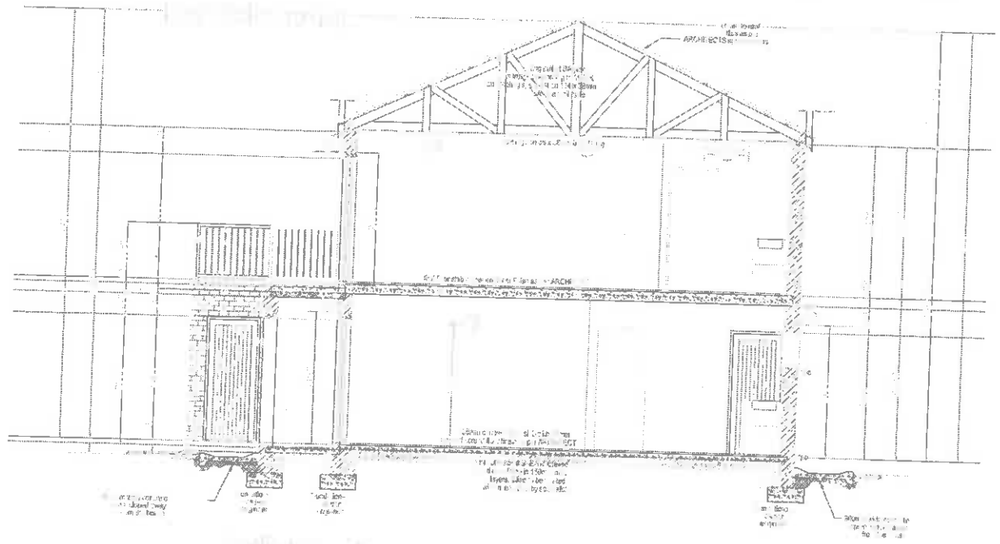

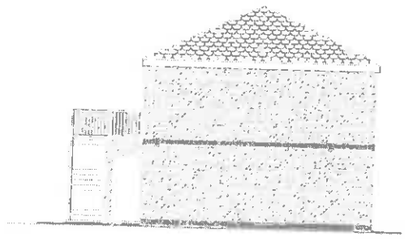

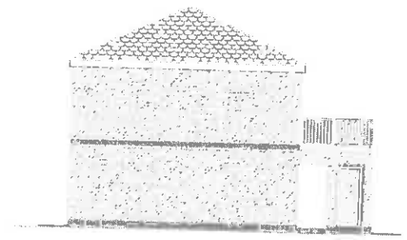

Afrique du Sud Engineering Projects (Northern) CC	P.O Box 273 FAUNA PARK 0787	Tel : 015 296 0761 Fax : 086 667 5618	LEPHALALE HOUSING PROJECT BLOCK 1c - FIRST FLOOR ELECTRICAL INSTALLATION LIGHTING LAYOUT

Designed	JJ COETSEE	Checked	JJ COETSEE
Drawn	JJ COETSEE	Approved	JJ COETSEE
Scale	Shown	Date	2013-05-02
Drawing Number	B1290H01cF-01	Revision	0

REV	DATE	DESCRIPTION	BY

APMI

DEPARTMENT OF LOCAL GOVERNMENT AND HOUSING

LEPHALALE HOUSING DEVELOPMENT

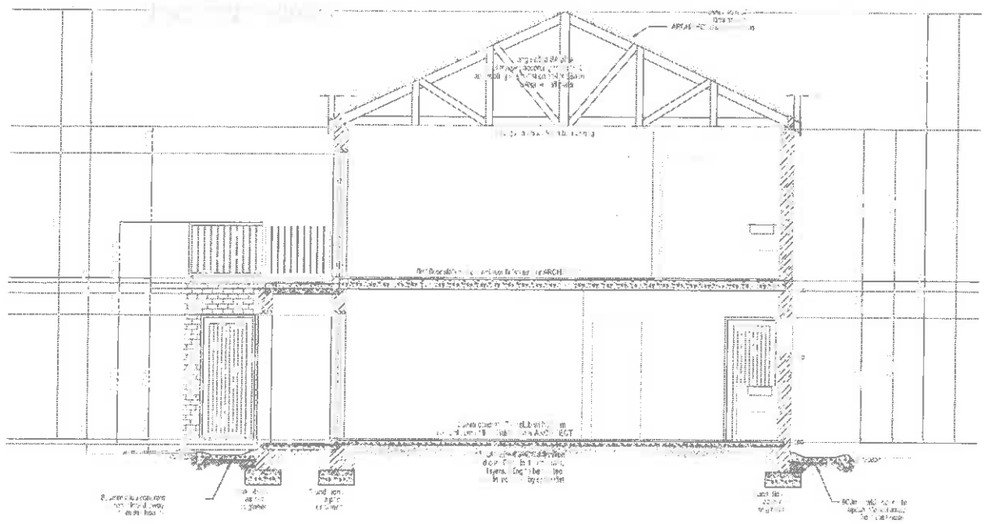

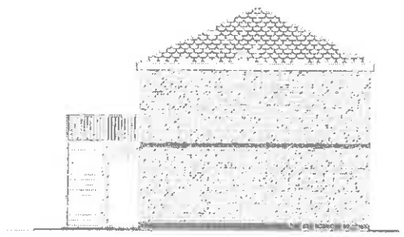

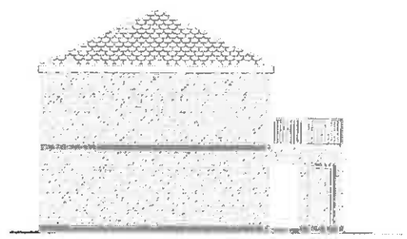

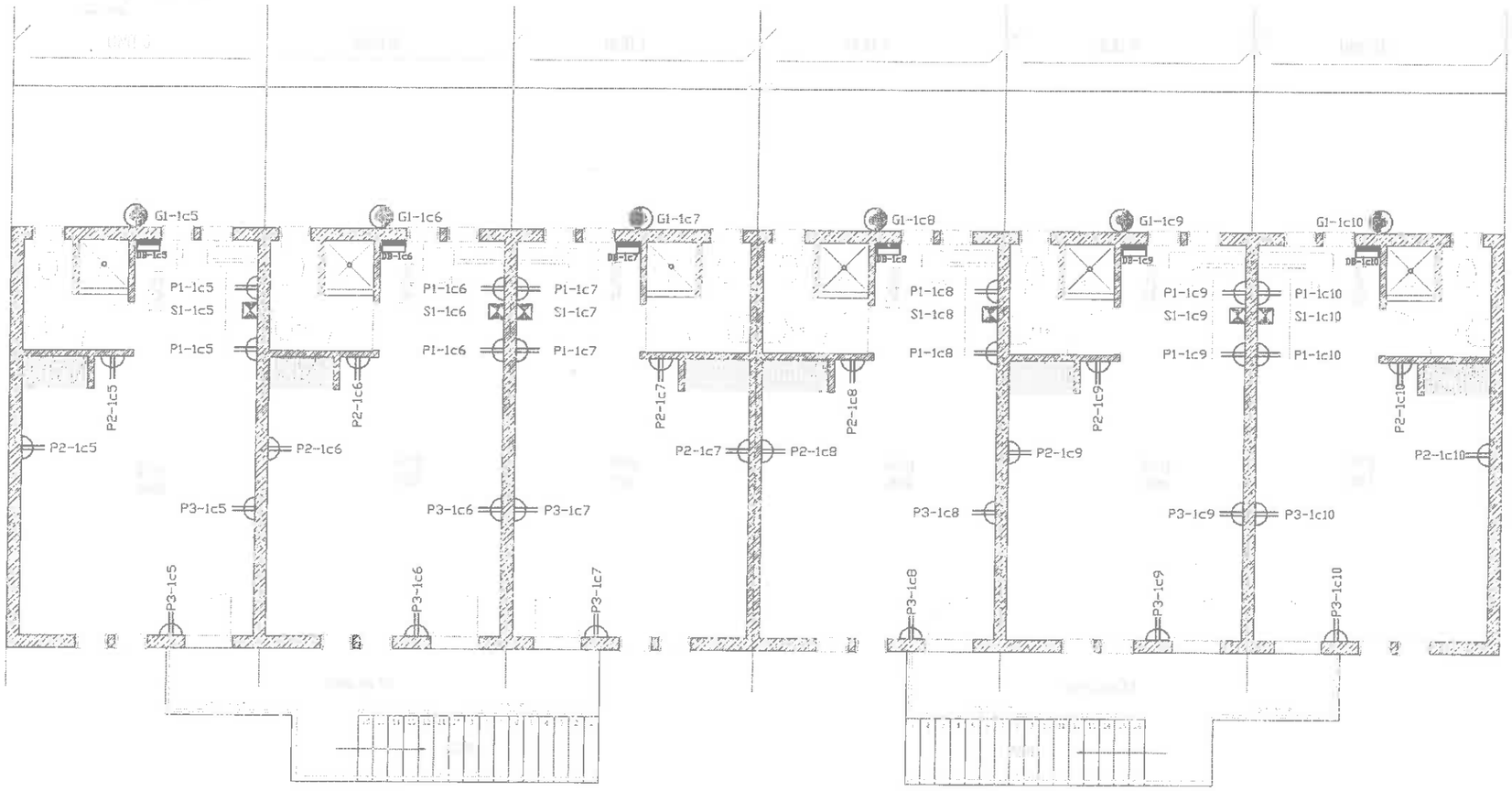

APM

DEPARTMENT OF LOCAL GOVERNMENT AND HOUSING

LEPHALALE HOUSING DEVELOPMENT

Afrique du Sud Engineering Projects (Northern) CC	P O Box 373 FAUNA PARK 0787	Tel : 015 296 0761 Fax : 086 667 5618	LEPHALALE HOUSING PROJECT BLOCK 1c - FIRST FLOOR ELECTRICAL INSTALLATION

Designed: JJ COETSEE	Checked: JJ COETSEE		
Drawn: JJ COETSEE	Approved: JJ COETSEE		
Scale: Shown	Date: 2013-05-02		
Drawing Number: B1290H01cF-02	Revision: 0		

REV	DATE	DESCRIPTION	BY

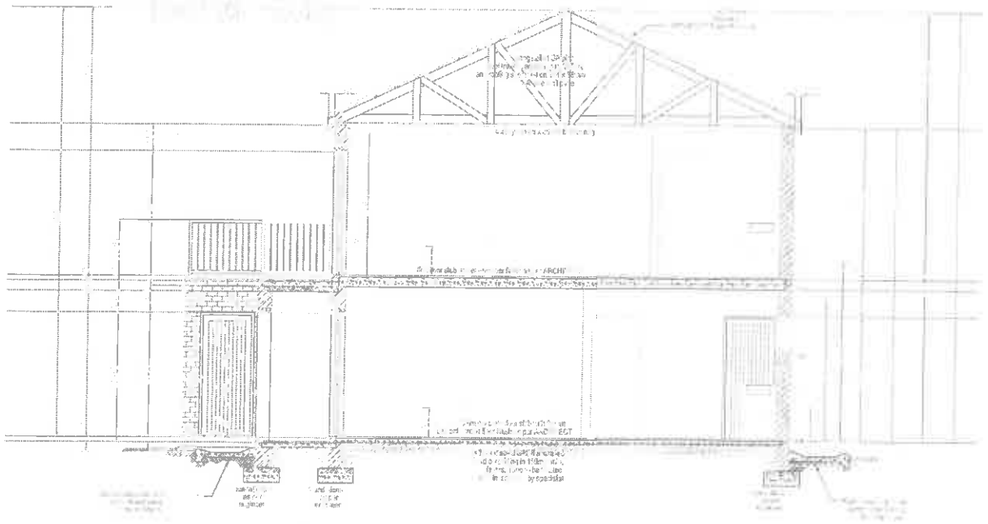

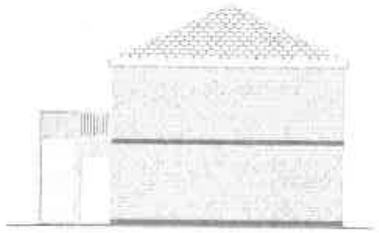

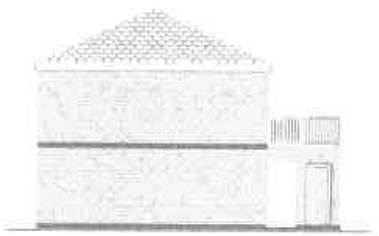

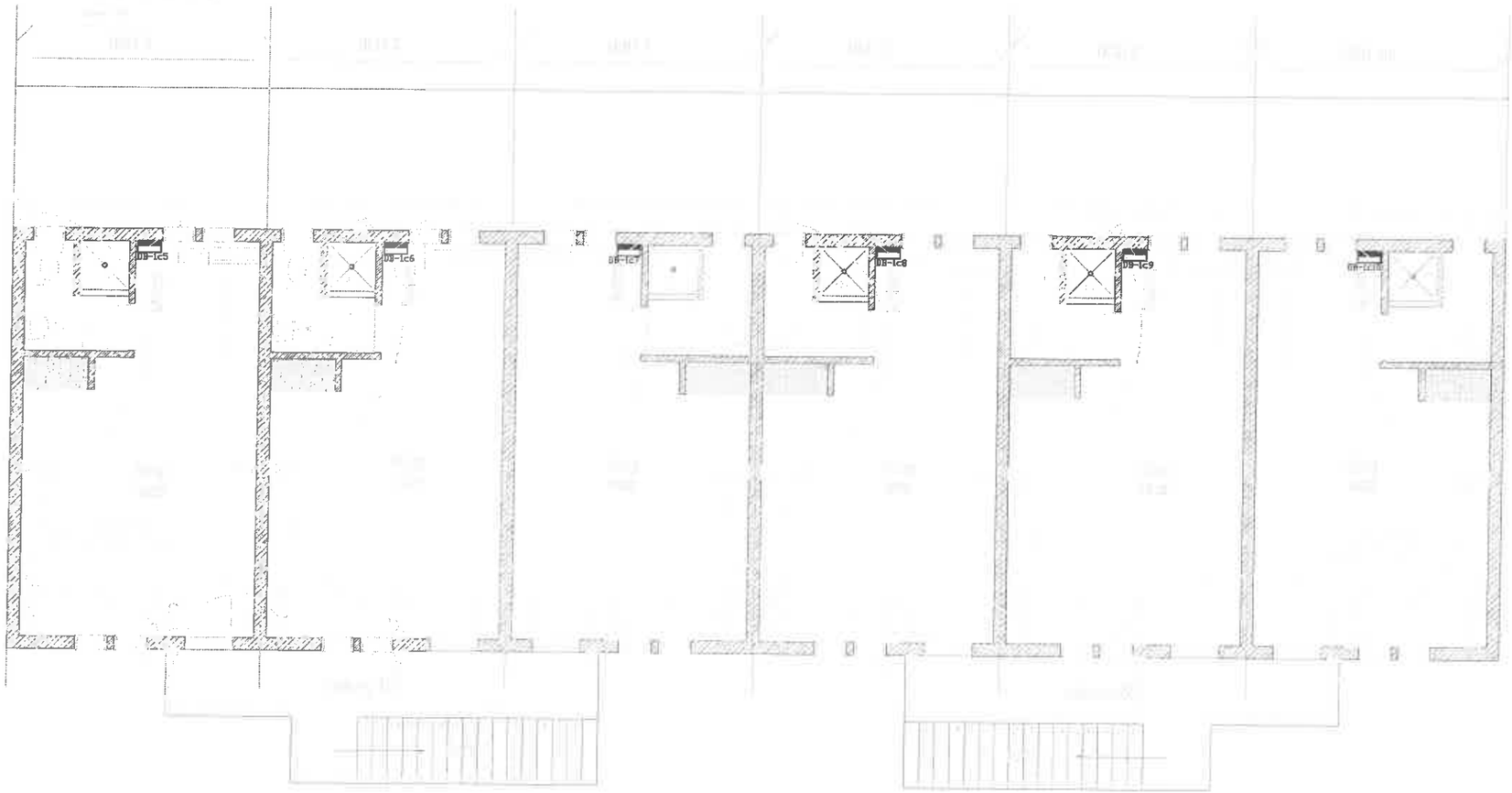

Afrique du Sud Engineering Projects (Northern) CC	P O Box 273 FAUNA PARK 0787	Tel : 015 296 0761 Fax : 086 667 5618	LEPHALALE HOUSING PROJECT BLOCK 1c - FIRST FLOOR ELECTRICAL INSTALLATION TELKOM & TV LAYOUT, PLUS SLEEVES

Designed	JJ COETSEE	Checked	JJ COETSEE
Drawn	JJ COETSEE	Approved	JJ COETSEE
Scale	Shown	Date	2013-05-02
Drawing Number	B1290H01cF-03	Revision	0

REV	DATE	DESCRIPTION	BY

AAPM

DEPARTMENT OF LOCAL GOVERNMENT AND HOUSING

LEPHALALE HOUSING DEVELOPMENT

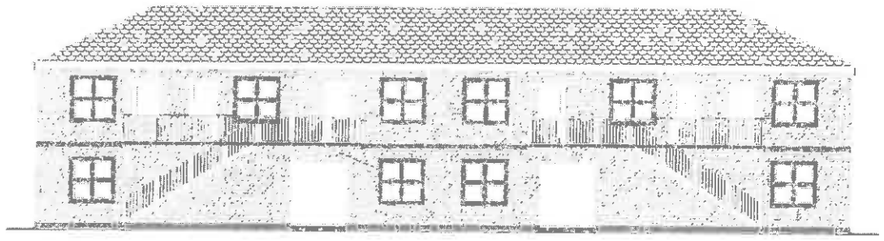



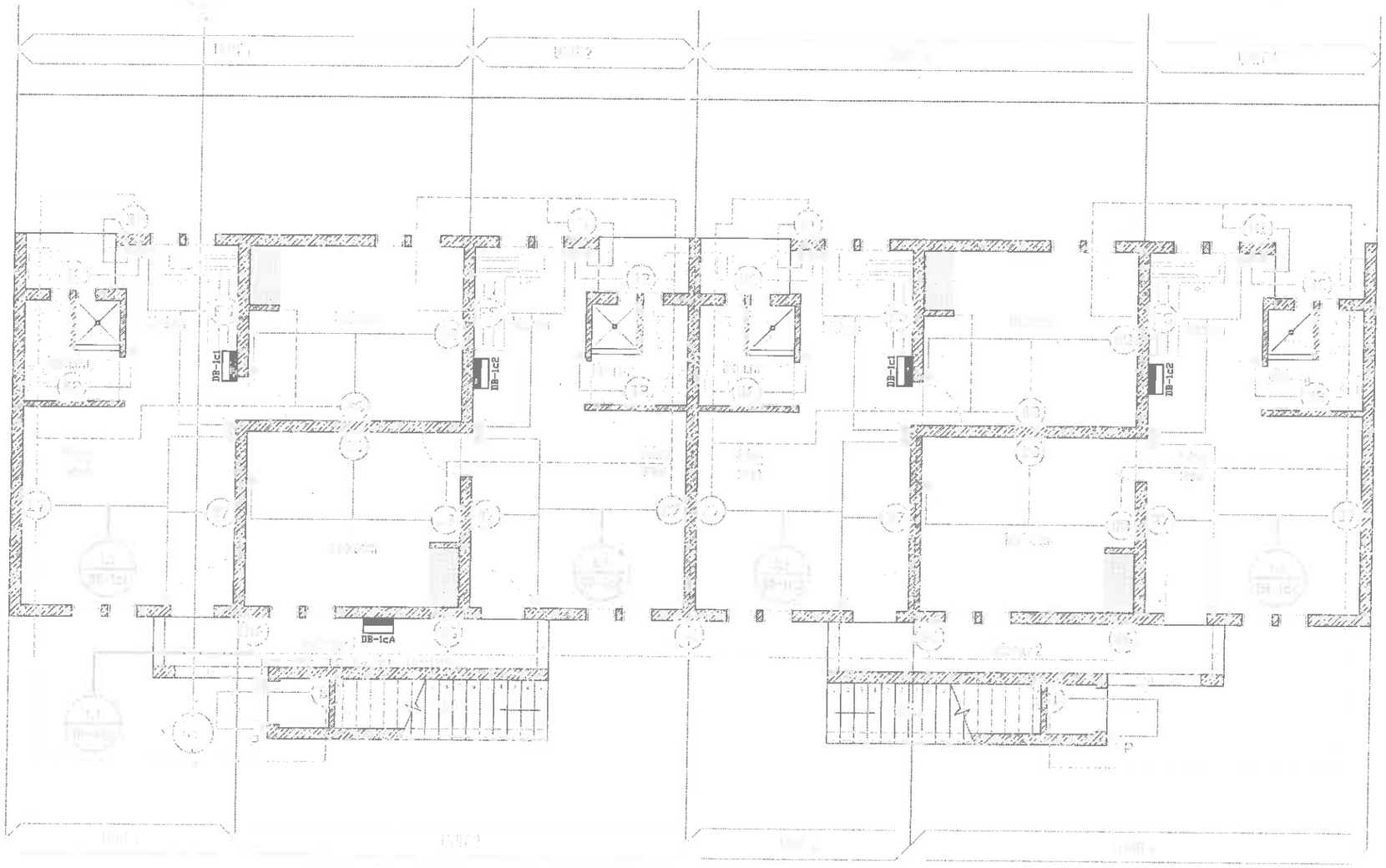

APMI

DEPARTMENT OF LOCAL GOVERNMENT AND HOUSING

LEPHALALE HOUSING DEVELOPMENT

Afrique du Sud Engineering Projects (Northern) CC	P O Box 273 FAUNA PARK 0787	Tel : 015 296 0761 Fax : 086 667 5618	LEPHALALE HOUSING PROJECT BLOCK 1c - GROUND FLOOR ELECTRICAL INSTALLATION LIGHTING LAYOUT

Designed	JJ COETSEE	Checked	JJ COETSEE
Drawn	JJ COETSEE	Approved	JJ COETSEE
Scale	Shown	Date	2013-05-02
Drawing Number	B1290H01cG-01	Revision	0

REV	DATE	DESCRIPTION	BY





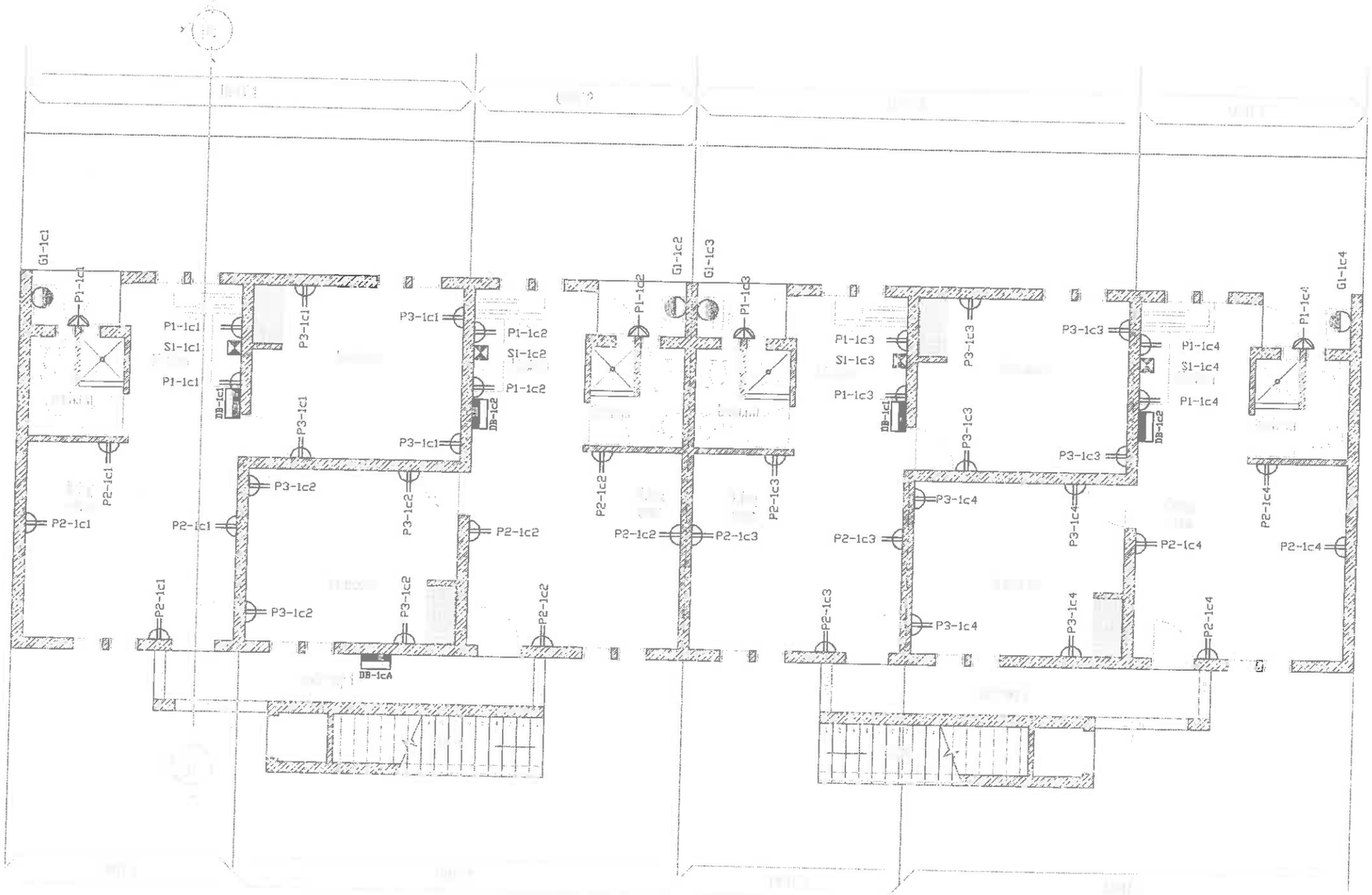

Afrique du Sud Engineering Projects (Northern) CC	P O Box 273 FAUNA PARK 0787	Tel : 015 296 0761 Fax : 086 667 5618	LEPHALALE HOUSING PROJECT BLOCK 1c - GROUND FLOOR ELECTRICAL INSTALLATION POWER INSTALLATION

Designed: JJ COETSEE	Checked: JJ COETSEE		
Drawn: JJ COETSEE	Approved: JJ COETSEE		
Scale: Shown	Date: 2013-05-02		
Drawing Number: B1290H01cG-02	Revision: 0		

REV	DATE	DESCRIPTION	BY

APM

DEPARTMENT OF LOCAL GOVERNMENT AND HOUSING

LEPHALALE HOUSING DEVELOPMENT

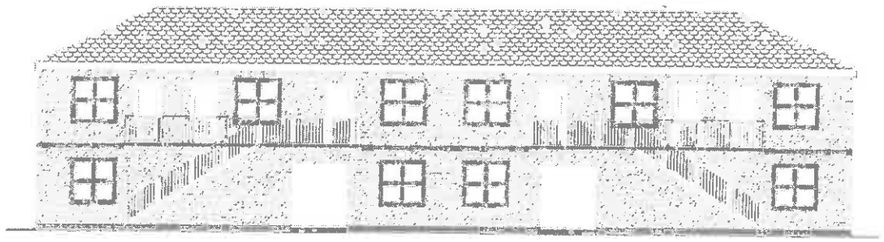



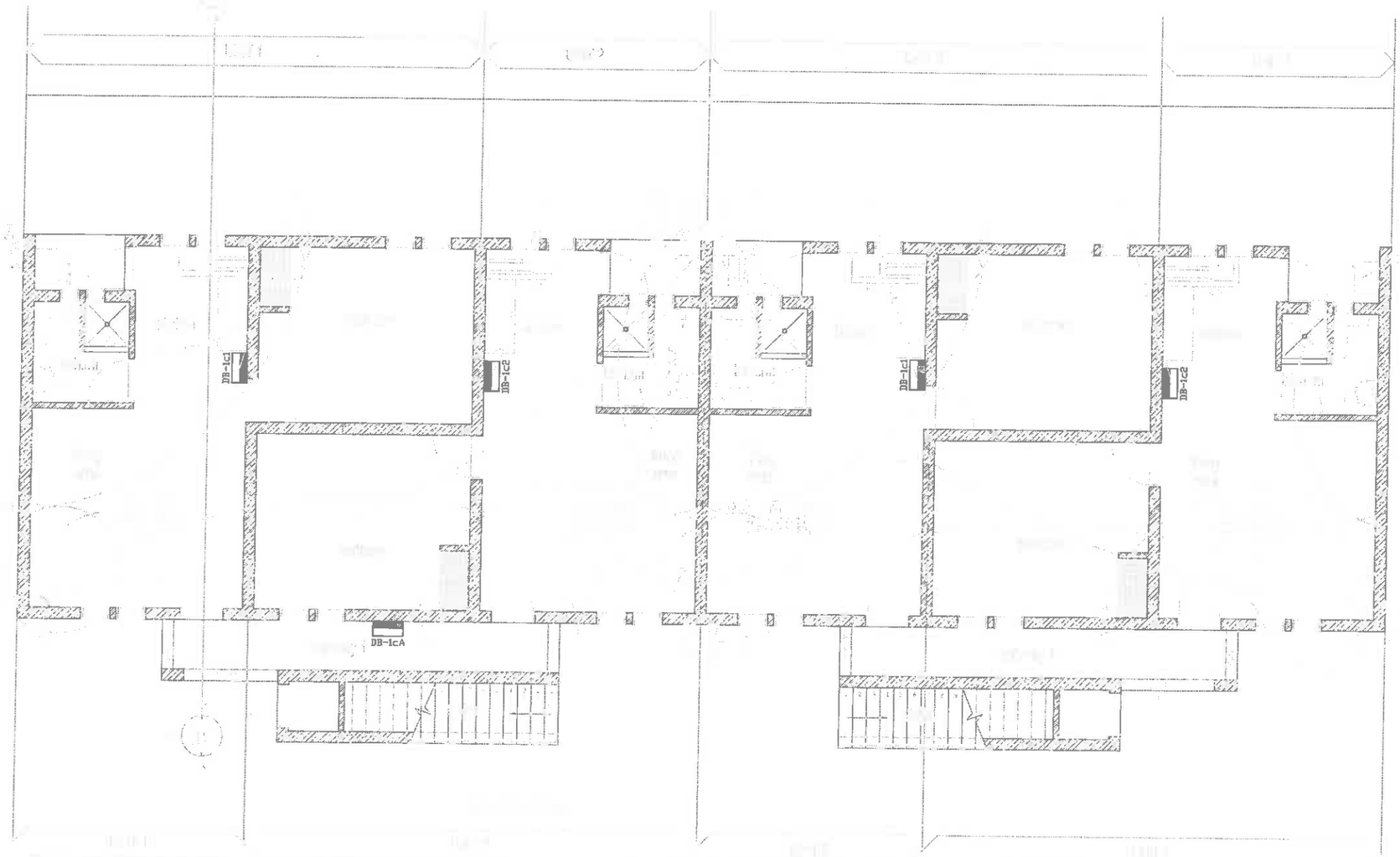

Afrique du Sud Engineering Projects (Northern) CC	P O Box 273 FAUNA PARK 0787	Tel : 015 296 0761 Fax : 086 667 9518	LEPHALALE HOUSING PROJECT BLOCK 1c - GROUND FLOOR ELECTRICAL INSTALLATION TELKOM & TV LAYOUT, PLUS SLEEVES

Designed	JJ COETSEE	Checked	JJ COETSEE
Drawn	JJ COETSEE	Approved	JJ COETSEE
Scale	Shown	Date	2013-05-02
Drawing Number	B1290H01cG-03	Revision	0

REV	DATE	DESCRIPTION	BY

APM

DEPARTMENT OF LOCAL GOVERNMENT AND HOUSING

LEPHALALE HOUSING DEVELOPMENT

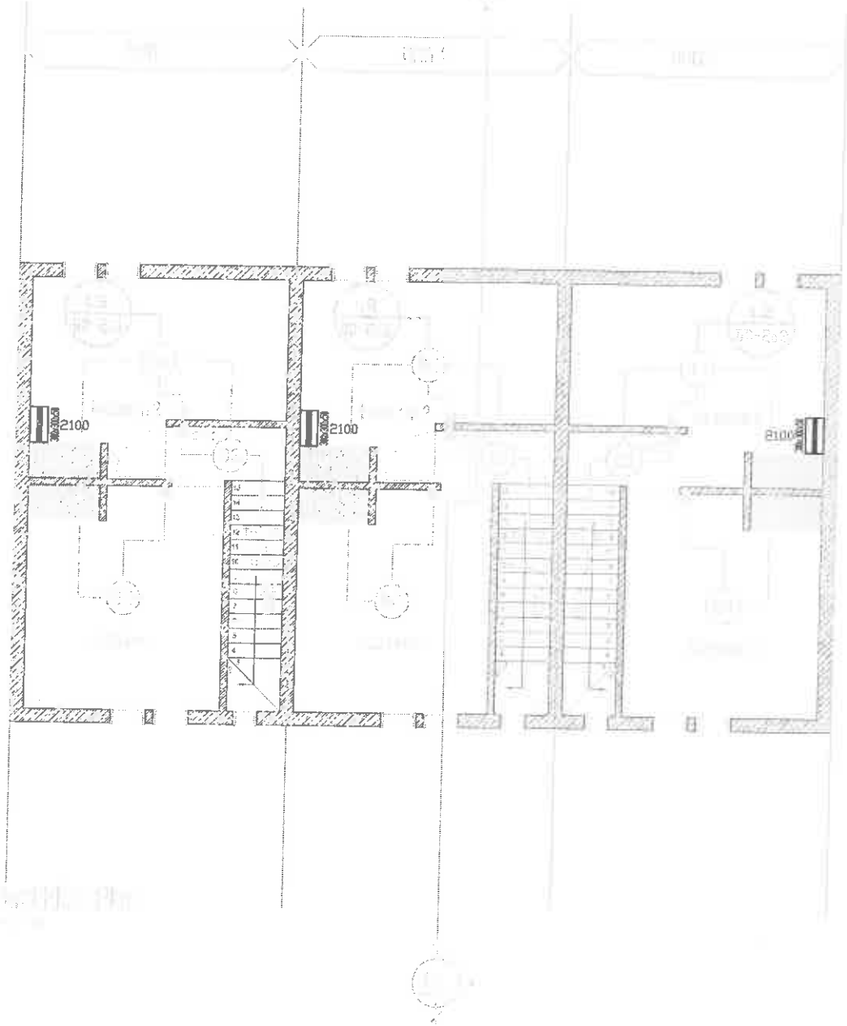

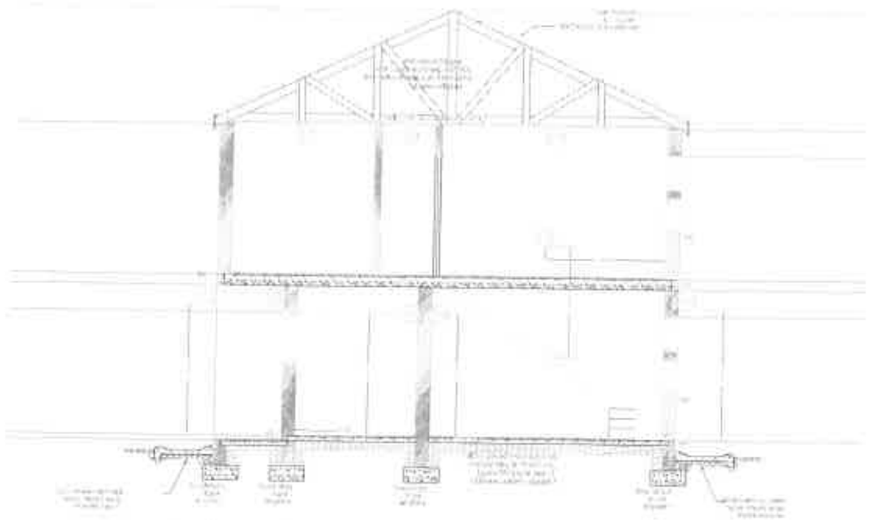

Afrique du Sud Engineering Projects (Northern) CC	P O Box 273 FAUNA PARK 0787	Tel : 015 296 0761 Fax : 086 667 5618	LEPHALALE HOUSING PROJECT BLOCK 2a - FIRST FLOOR ELECTRICAL INSTALLATION LIGHTING LAYOUT

Designed: JJ COETSEE	Checked: JJ COETSEE		
Drawn: JJ COETSEE	Approved: JJ COETSEE		
Scale: Shown	Date: 2013-05-02		
Drawing Number: B1290H02aF-01	Revision: 0		

REV	DATE	DESCRIPTION	BY

APMI

DEPARTMENT OF LOCAL GOVERNMENT AND HOUSING

LEPHALALE HOUSING DEVELOPMENT

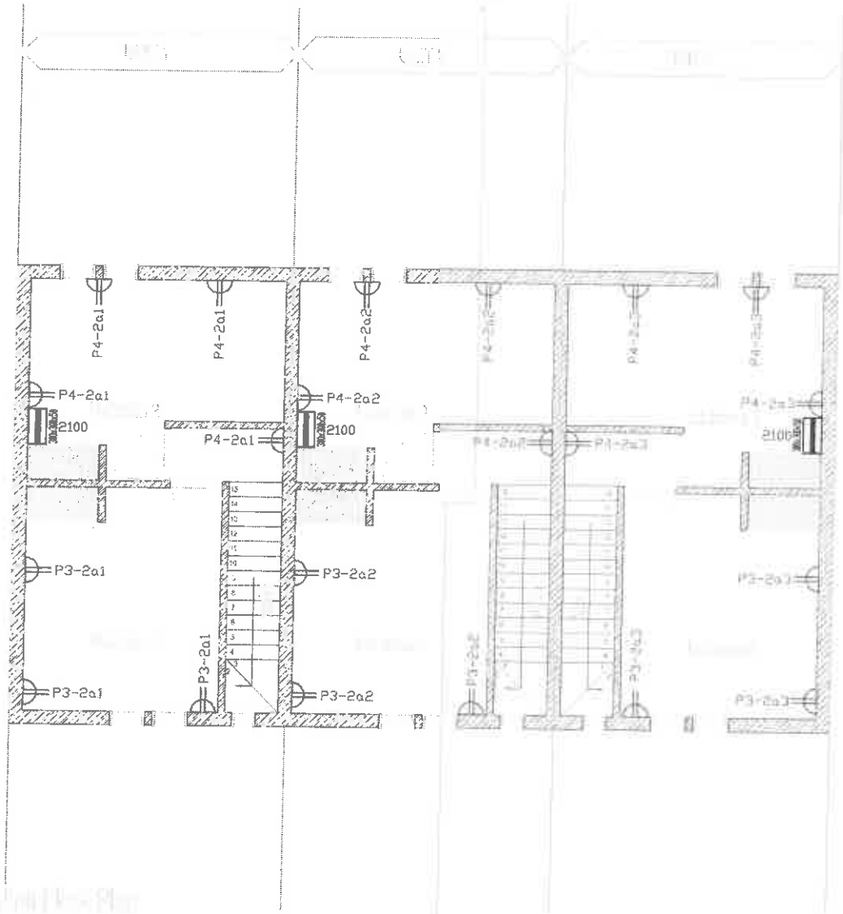

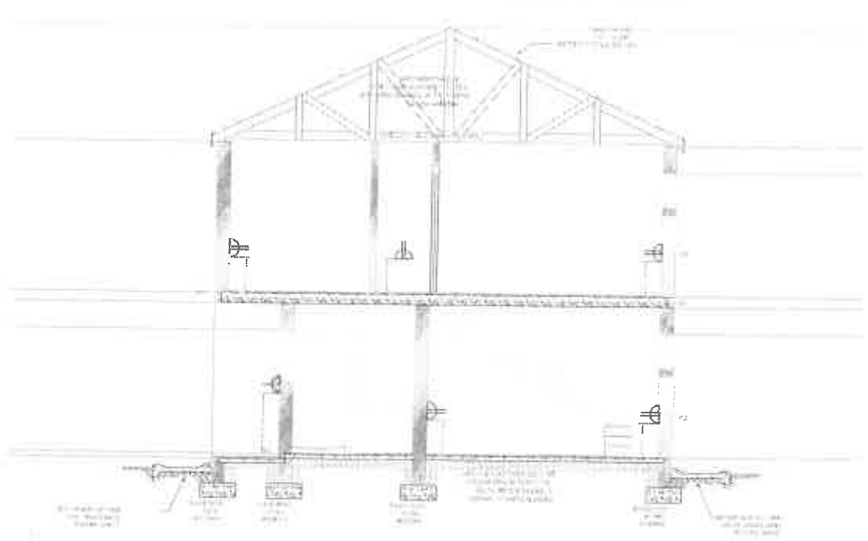

Afrique du Sud Engineering Projects (Northern) CC	P.O Box 273 FAUNA PARK 0787	Tel : 015 296 0761 Fax: 086 667 2618	LEPHALALE HOUSING PROJECT BLOCK 2a - FIRST FLOOR ELECTRICAL INSTALLATION POWER INSTALLATION

Designed	JJ COETSEE	Checked	JJ COETSEE
Drawn	JJ COETSEE	Approved	JJ COETSEE
Scale	Shown	Date	2013-05-02
Drawing Number	B1290H02aF-02	Revision	0

REV	DATE	DESCRIPTION	BY

APM

DEPARTMENT OF LOCAL GOVERNMENT AND HOUSING

LEPHALALE HOUSING DEVELOPMENT

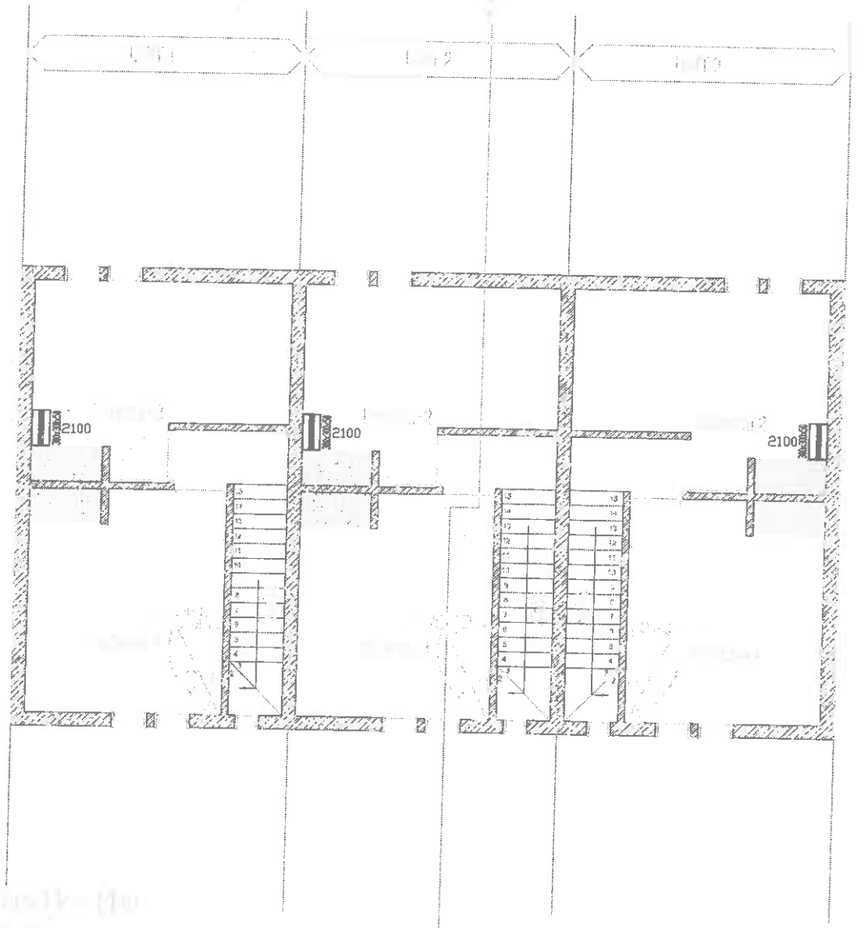

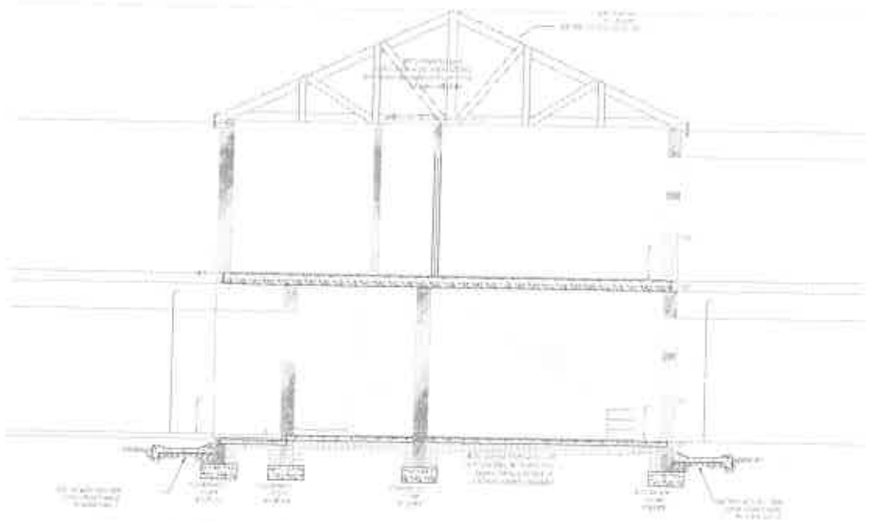

Afrique du Sud Engineering Projects (Northern) CC	P O Box 273 FAUNA PARK 0787	Tel : 015 296 0761 Fax :086 667 5618	LEPHALALE HOUSING PROJECT BLOCK 2a - FIRST FLOOR ELECTRICAL INSTALLATION TELKOM & TV LAYOUT, PLUS SLEEVES

Designed	JJ COETSEE	Checked	JJ COETSEE
Drawn	JJ COETSEE	Approved	JJ COETSEE
Scale	Shown	Date	2013-05-02
Drawing Number	B1290H02aF-03	Revision	0

REV	DATE	DESCRIPTION	BY

APM

DEPARTMENT OF LOCAL GOVERNMENT AND HOUSING

LEPHALALE HOUSING DEVELOPMENT

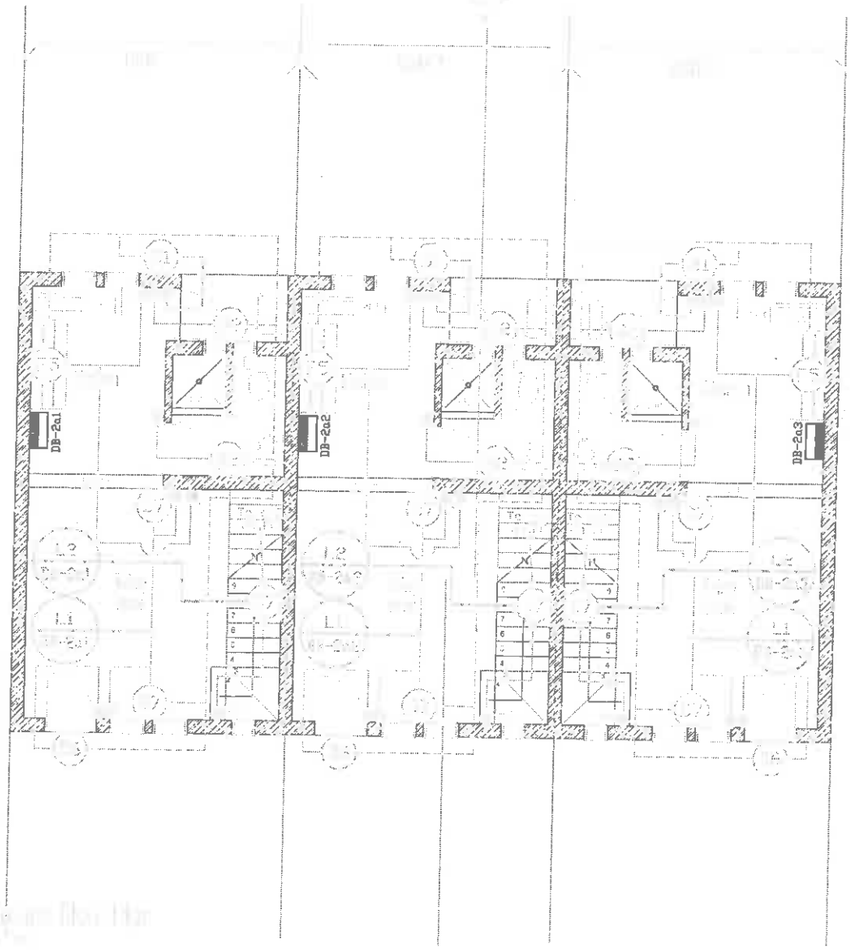







Afrique du Sud Engineering Projects (Northern) CC	P.O Box 273 FAUNA PARK 0787 Tel : 015 296 0761 Fax : 086 607 5618	LEPHALALE HOUSING PROJECT BLOCK 2a - GROUND FLOOR ELECTRICAL INSTALLATION LIGHTING LAYOUT	Designed: JJ COETSEE; Checked: JJ COETSEE Drawn: JJ COETSEE; Approved: JJ COETSEE Scale: Shown; Date: 2013-05-02 Drawing Number: B1290H02aG-01; Revision: 0

REV	DATE	DESCRIPTION	BY

APM

DEPARTMENT OF LOCAL GOVERNMENT AND HOUSING

LEPHALALE HOUSING DEVELOPMENT

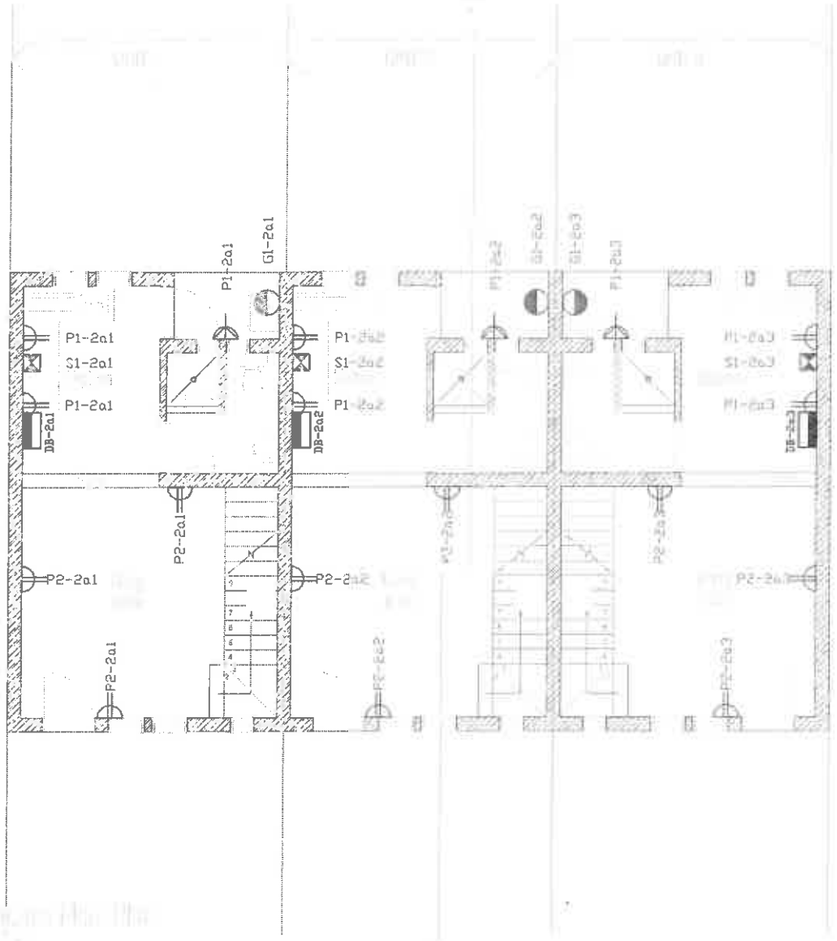







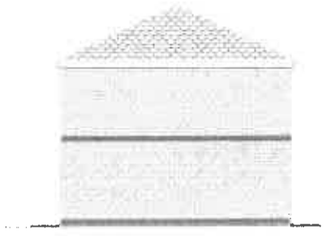

Afrique du Sud Engineering Projects (Northern) CC	P O Box 273 FAUNA PARK 0787	Tel : 015 296 0761 Fax : 086 667 5618	LEPHALALE HOUSING PROJECT BLOCK 2a - GROUND FLOOR ELECTRICAL INSTALLATION POWER INSTALLATION

Designed: JJ COETSEE	Checked: JJ COETSEE		
Drawn: JJ COETSEE	Approved: JJ COETSEE		
Scale: Shown	Date: 2013-05-02		
Drawing Number: B1290H02aG-02	Revision: 0		

REV	DATE	DESCRIPTION	BY

APM

DEPARTMENT OF LOCAL GOVERNMENT AND HOUSING

LEPHALALE HOUSING DEVELOPMENT

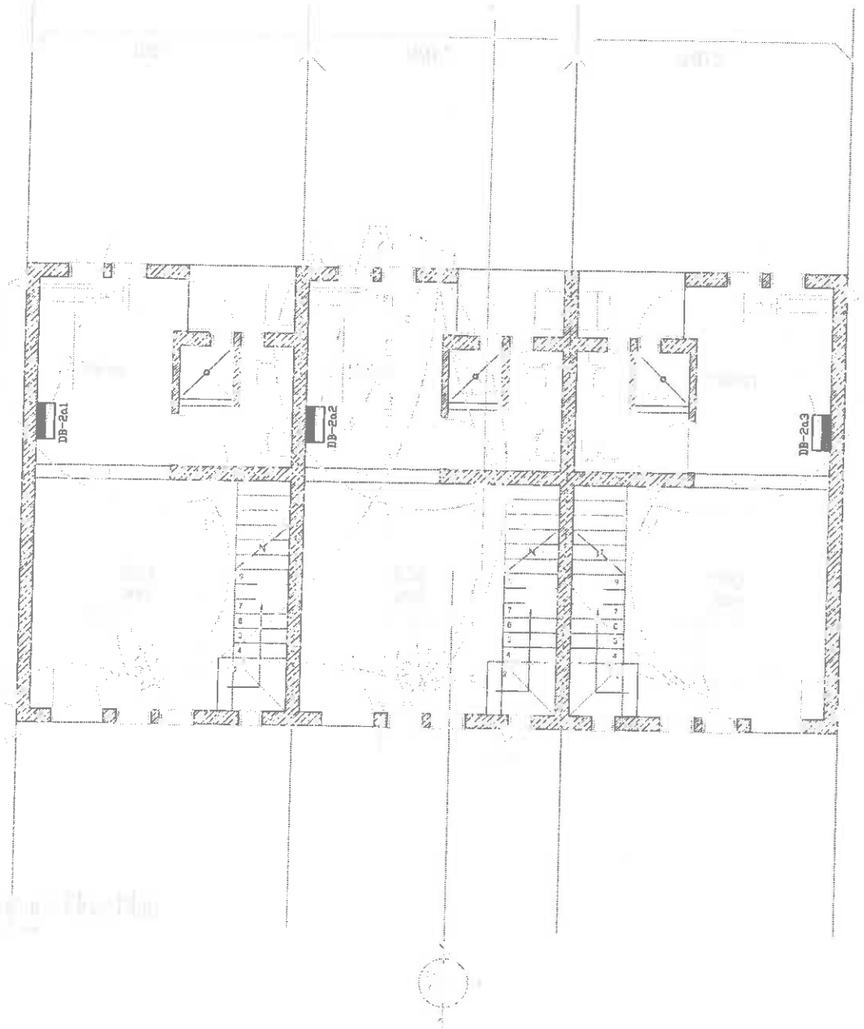



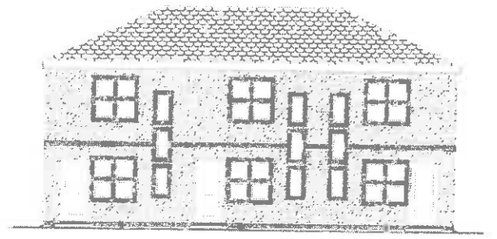

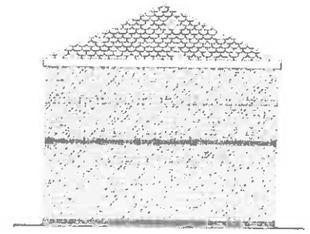

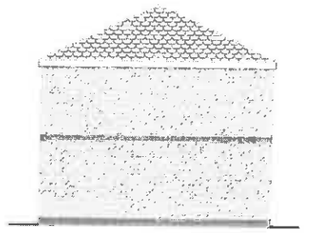

Afrique du Sud Engineering Projects (Northern) CC	P O Box 273 †AUNA PARK 0787	Tel : 015 296 0761 Fax : 086 667 5618	LEPHALALE HOUSING PROJECT BLOCK 2a - GROUND FLOOR ELECTRICAL INSTALLATION TELKOM & TV LAYOUT, PLUS SLEEVES

Designed	JJ COETSEE	Checked	JJ COETSEE
Drawn	JJ COETSEE	Approved	JJ COETSEE
Scale	Shown	Date	2013-05-02
Drawing Number	B1290H02aG-03	Revision	0

REV	DATE	DESCRIPTION	BY

APMI

DEPARTMENT OF LOCAL GOVERNMENT AND HOUSING

LEPHALALE HOUSING DEVELOPMENT

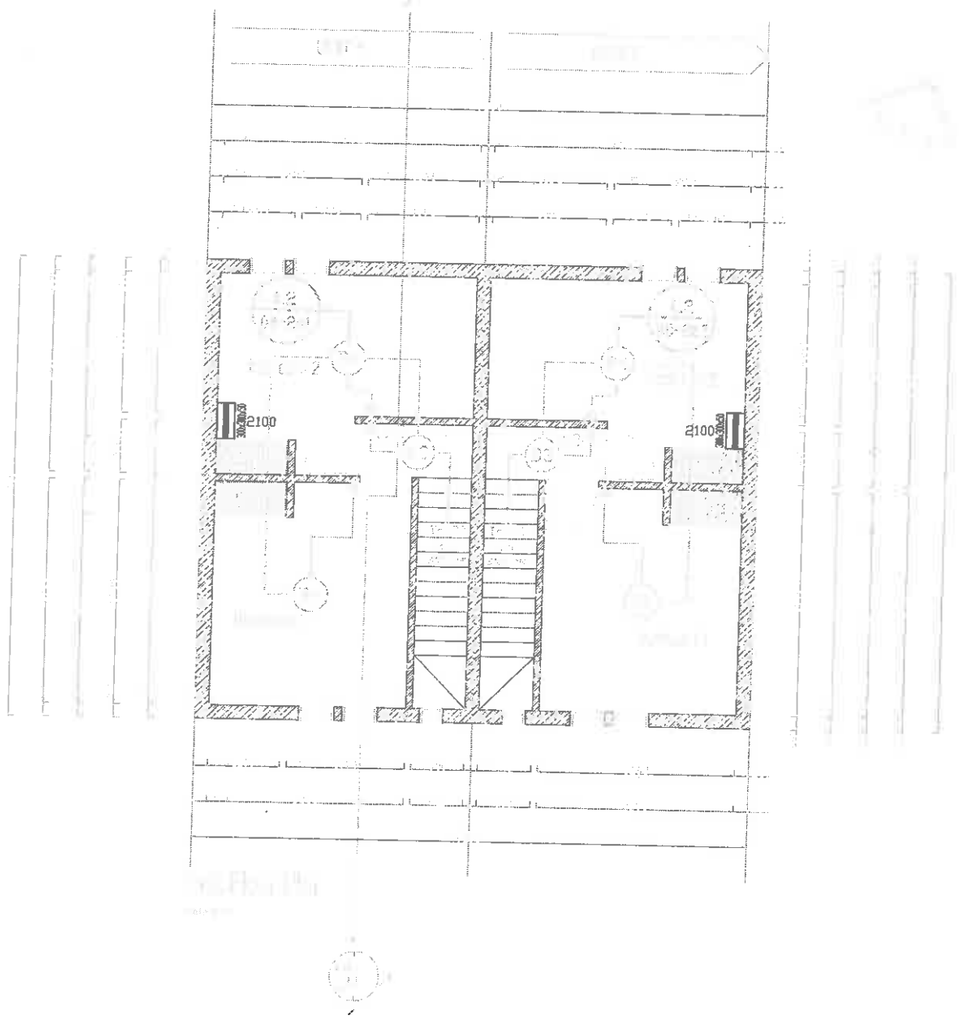

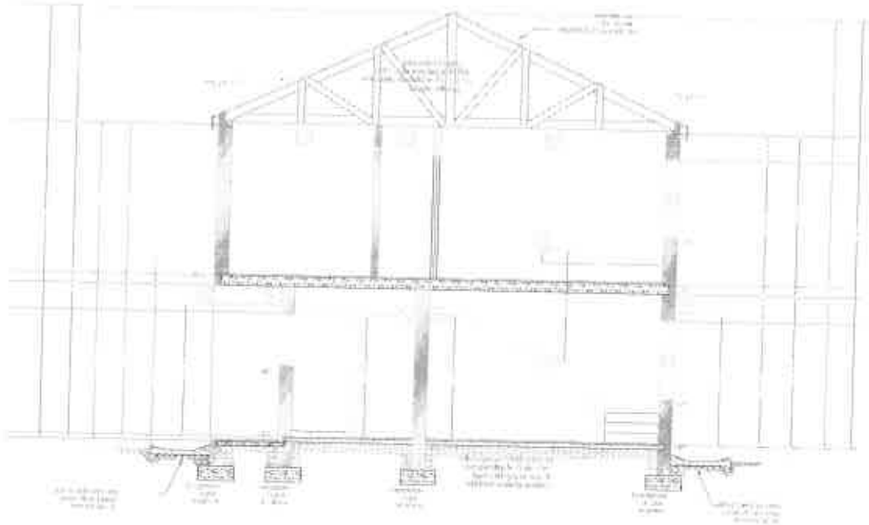

APMI

DEPARTMENT OF LOCAL GOVERNMENT AND HOUSING

LEPHALALE HOUSING DEVELOPMENT

Afrique du Sud Engineering Projects (Northern) CC	P O Box 273 FAUNA PARK 0787	Tel : 015 296 0761 Fax : 086 667 5618	LEPHALALE HOUSING PROJECT BLOCK 2b - FIRST FLOOR ELECTRICAL INSTALLATION LIGHTING LAYOUT	Designed JJ COETSEE	Checked JJ COETSEE		
				Drawn JJ COETSEE	Approved JJ COETSEE		
				Scale Shown	Date 2013-05-02		
				Drawing Number B1290H02bF-01	Revision 0		

REV	DATE	DESCRIPTION	BY

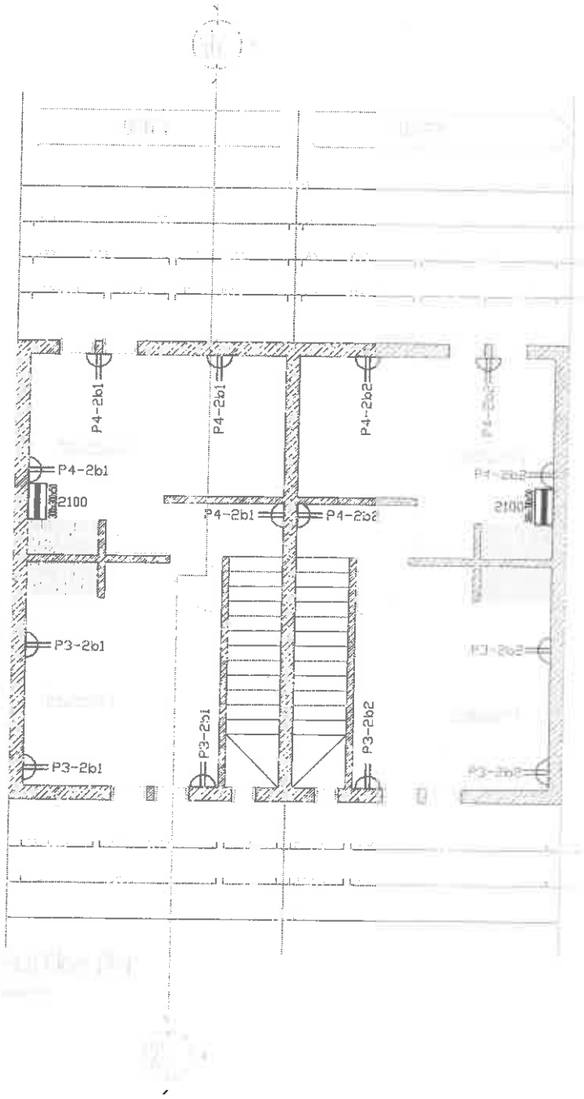

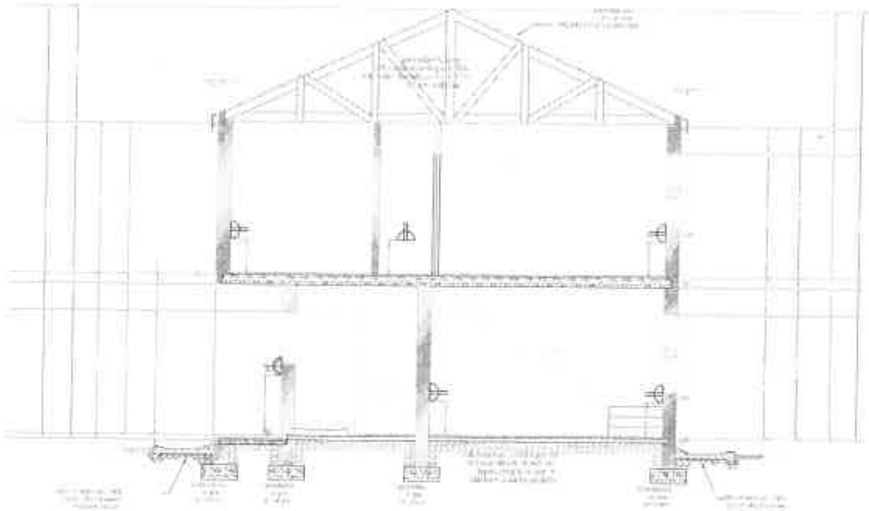

APM

DEPARTMENT OF LOCAL GOVERNMENT AND HOUSING

LEPHALALE HOUSING DEVELOPMENT

Afrique du Sud Engineering Projects (Northern) CC	P O Box 273 FAUNA PARK 0787	Tel : 015 296 0761 Fax :086 667 5618

LEPHALALE HOUSING PROJECT
BLOCK 2b - FIRST FLOOR
ELECTRICAL INSTALLATION
POWER INSTALLATION

Designed	JJ COETSEE	Checked	JJ COETSEE
Drawn	JJ COETSEE	Approved	JJ COETSEE
Scale	Shown	Date	2013-05-02
Drawing Number	B1290H02bF-02	Revision	0

REV	DATE	DESCRIPTION	BY

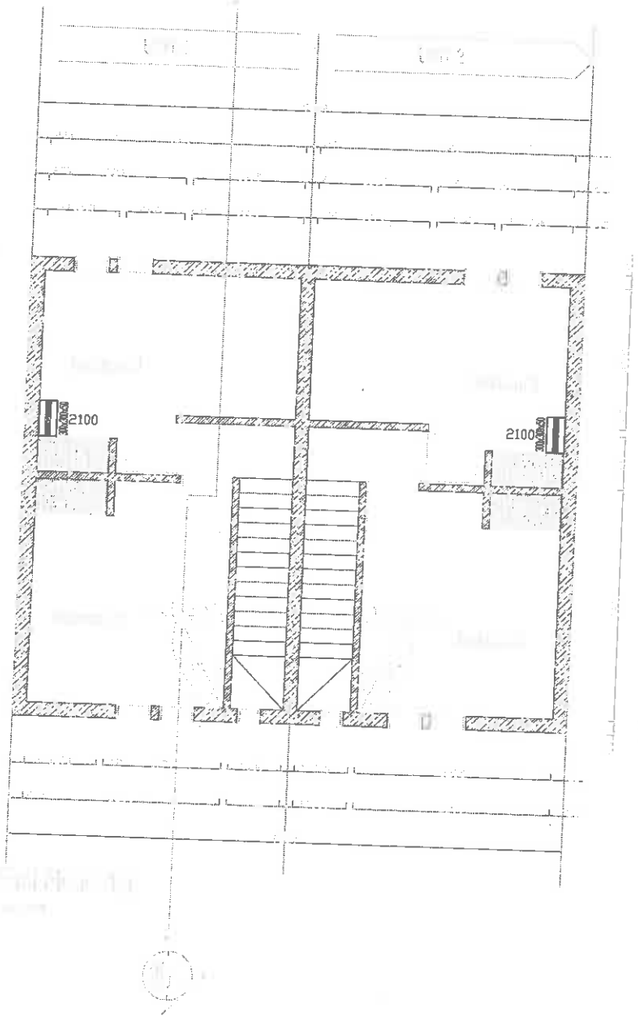

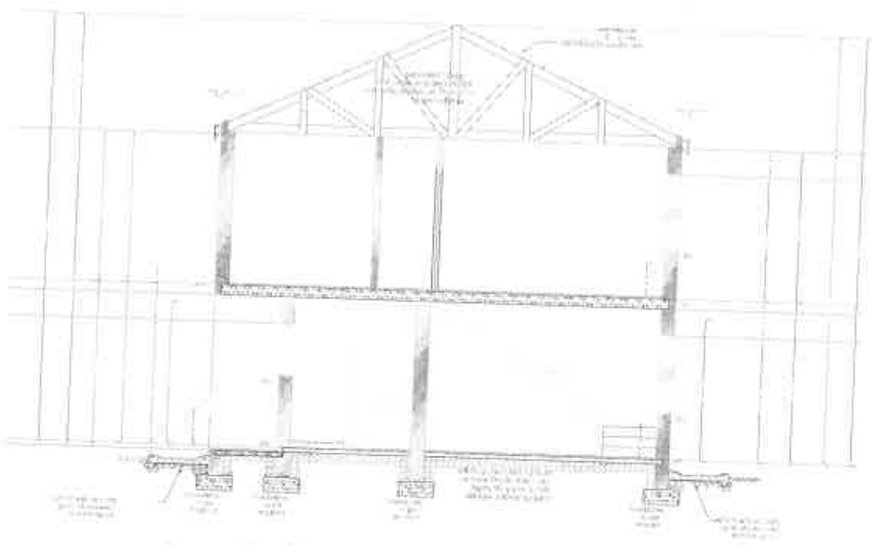

Afrique du Sud Engineering Projects (Northern) CC	P.O Box 273 FAUNA PARK 0787	Tel : 015 296 0761 Fax : 086 667 3618

LEPHALALE HOUSING PROJECT
BLOCK 2b - FIRST FLOOR
ELECTRICAL INSTALLATION
TELKOM & TV LAYOUT, PLUS SLEEVES

Designed	JJ COETSEE	Checked	JJ COETSEE
Drawn	JJ COETSEE	Approved	JJ COETSEE
Scale	Shown	Date	2013-05-02
Drawing Number	B1290H02bF-03	Revision	0

REV	DATE	DESCRIPTION	BY

APM

DEPARTMENT OF LOCAL GOVERNMENT AND HOUSING

LEPHALALE HOUSING DEVELOPMENT

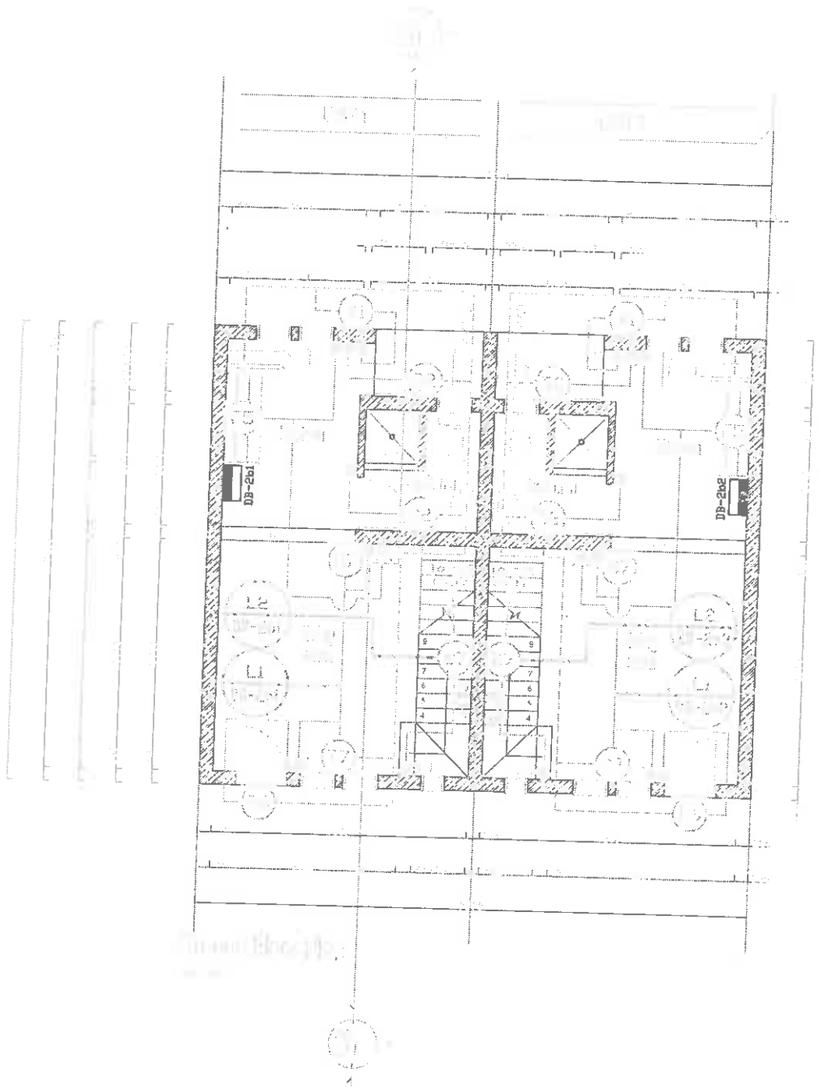









Afrique du Sud Engineering Projects (Northern) CC	P O Box 373 FAUNA PARK 0787	Tel : 015 296 0761 Fax : 086 667 5618	LEPHALALE HOUSING PROJECT BLOCK 2b - GROUND FLOOR ELECTRICAL INSTALLATION LIGHTING LAYOUT

Designed: JJ COETSEE	Checked: JJ COETSEE		
Drawn: JJ COETSEE	Approved: JJ COETSEE		
Scale: Shown	Date: 2013-05-02		
Drawing Number: B1290H02bG-01	Revision: 0		
REV	DATE	DESCRIPTION	BY

APM

DEPARTMENT OF LOCAL GOVERNMENT AND HOUSING

LEPHALALE HOUSING DEVELOPMENT

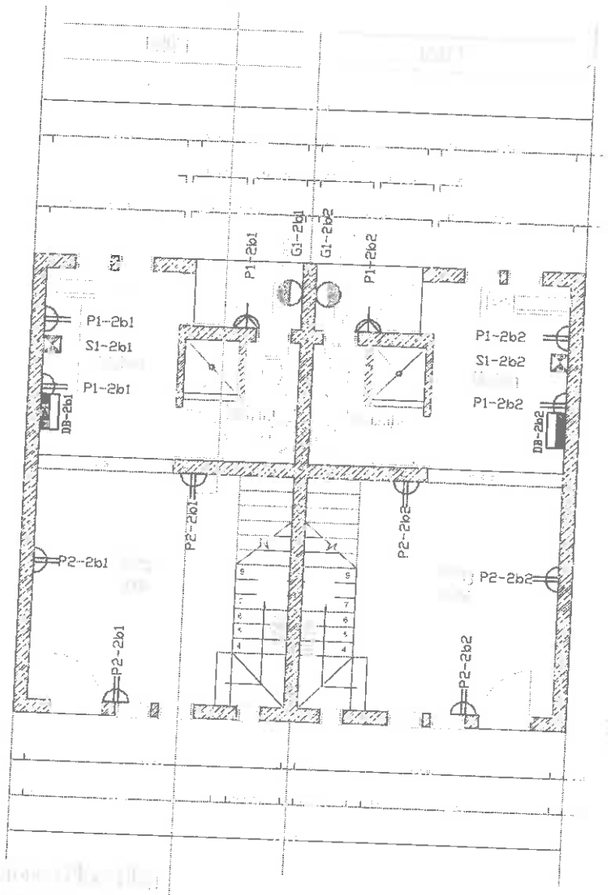







Afrique du Sud Engineering Projects (Northern) CC	P O Box 273 PAUNA PARK 0787	Tel : 015 296 0761 Fax : 086 667 5618	LEPHALALE HOUSING PROJECT BLOCK 2b - GROUND FLOOR ELECTRICAL INSTALLATION POWER INSTALLATION

Designed	JJ COETSEE	Checked	JJ COETSEE
Drawn	JJ COETSEE	Approved	JJ COETSEE
Scale	Shown	Date	2013-05-02
Drawing Number	B1290H02bG-02	Revision	0

REV	DATE	DESCRIPTION	BY

APM

DEPARTMENT OF LOCAL GOVERNMENT AND HOUSING

LEPHALALE HOUSING DEVELOPMENT

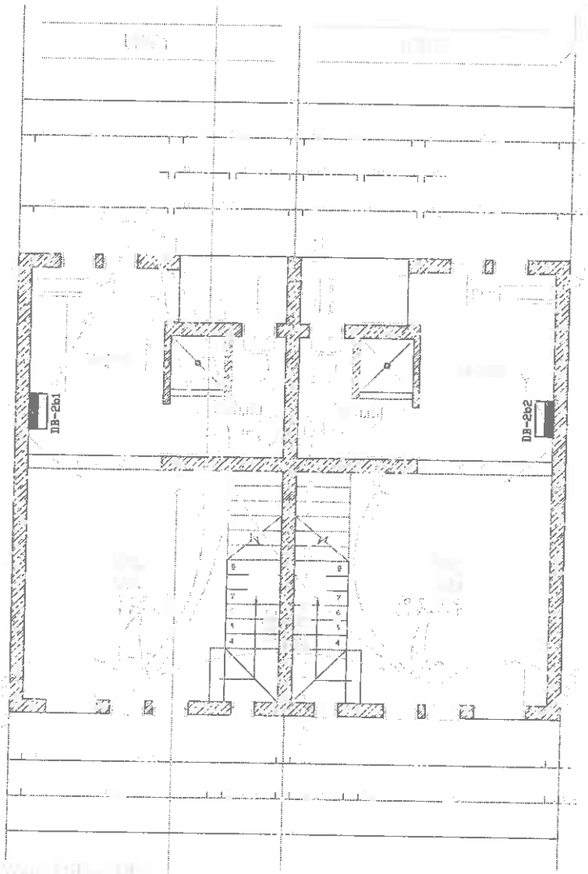





Afrique du Sud Engineering Projects (Northern) CC

P O Box 273
FAUNA PARK
0787
Tel : 015 296 0761
Fax : 086 697 5618

LEPHALALE HOUSING PROJECT
BLOCK 2b - GROUND FLOOR
ELECTRICAL INSTALLATION
TELKOM & TV LAYOUT, PLUS SLEEVES

Designed	JJ COETSEE	Checked	JJ COETSEE
Drawn	JJ COETSEE	Approved	JJ COETSEE
Scale	Shown	Date	2013-05-02
Drawing Number	B1290H02bG-03	Revision	0

REV	DATE	DESCRIPTION	BY

APM

DEPARTMENT OF LOCAL GOVERNMENT AND HOUSING

LEPHALALE HOUSING DEVELOPMENT

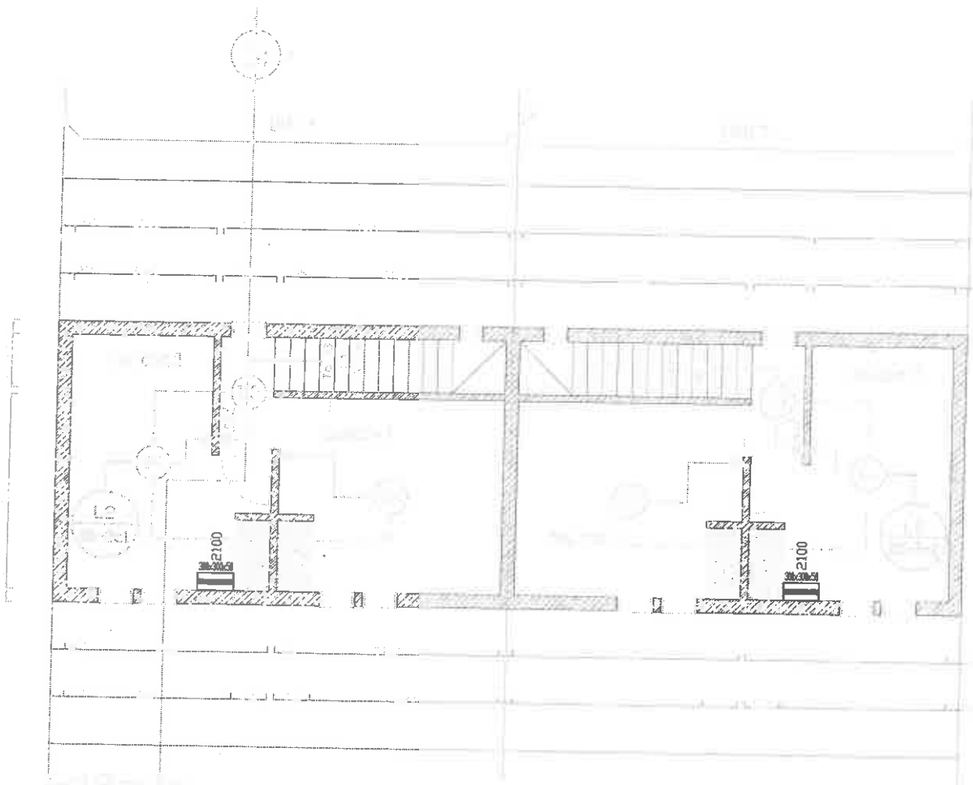

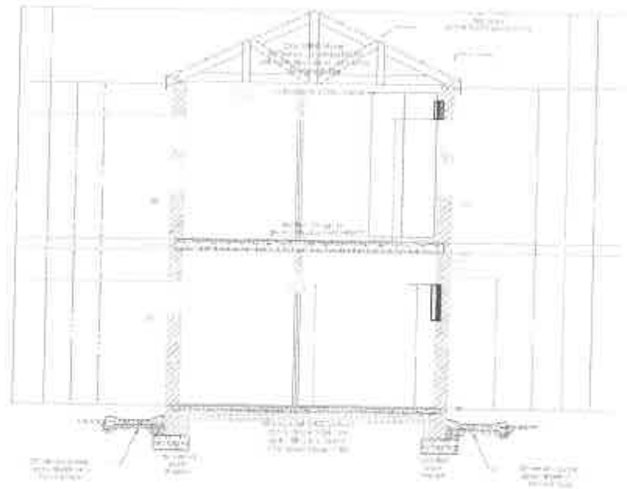

Afrique du Sud Engineering Projects (Northern) CC	P O Box 273 FAUNA PARK 0787	Tel : 015 296 0761 Fax : 086 667 5618	LEPHALALE HOUSING PROJECT BLOCK 2c - FIRST FLOOR ELECTRICAL INSTALLATION LIGHTING LAYOUT

Designed	JJ COETSEE	Checked	JJ COETSEE
Drawn	JJ COETSEE	Approved	JJ COETSEE
Scale	Shown	Date	2013-05-02
Drawing Number	B1290H02cF-01	Revision	0

REV	DATE	DESCRIPTION	BY

APMI

DEPARTMENT OF LOCAL GOVERNMENT AND HOUSING

LEPHALALE HOUSING DEVELOPMENT

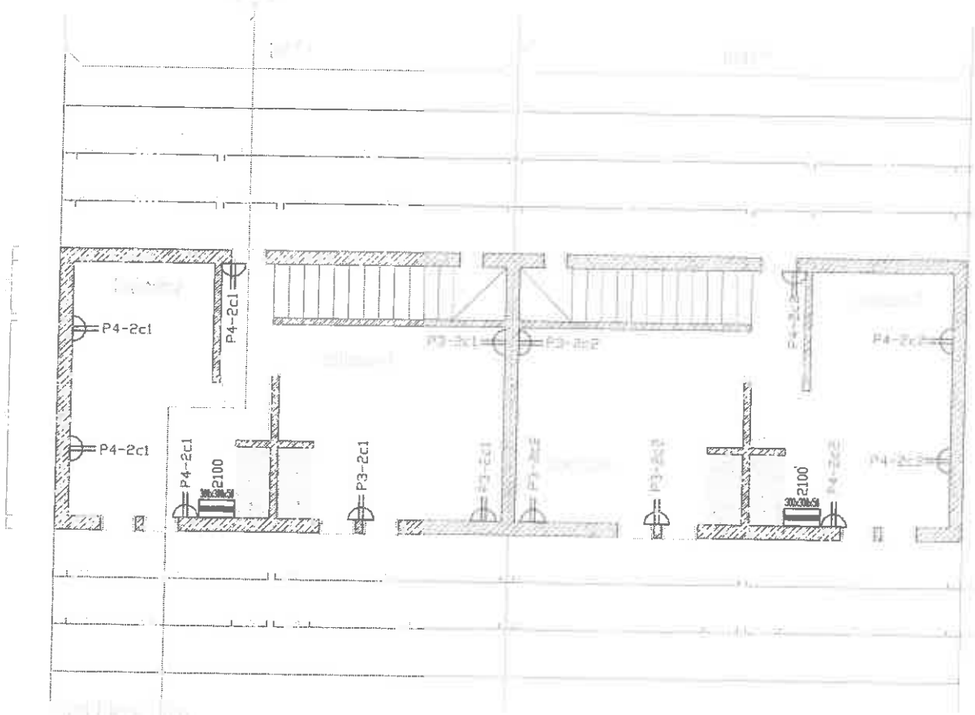

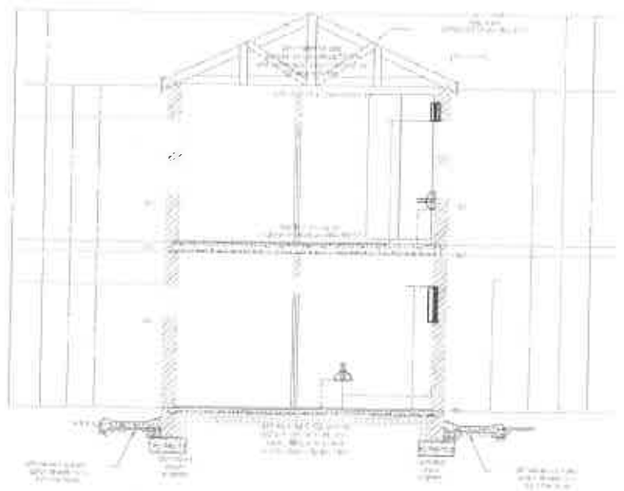

ARPM

DEPARTMENT OF LOCAL GOVERNMENT AND HOUSING

LEPHALALE HOUSING DEVELOPMENT

Afrique du Sud Engineering Projects (Northern) CC	P O Box 273 FAUNA PARK 0787
	Tel : 015 296 0761 Fax : 086 667 5618

LEPHALALE HOUSING PROJECT
BLOCK 2c - FIRST FLOOR
ELECTRICAL INSTALLATION
POWER INSTALLATION

Designed	JJ COETSEE	Checked	JJ COETSEE
Drawn	JJ COETSEE	Approved	JJ COETSEE
Scale	Shown	Date	2013-05-02
Drawing Number	B1290H02cF-02	Revision	0

REV	DATE	DESCRIPTION	BY

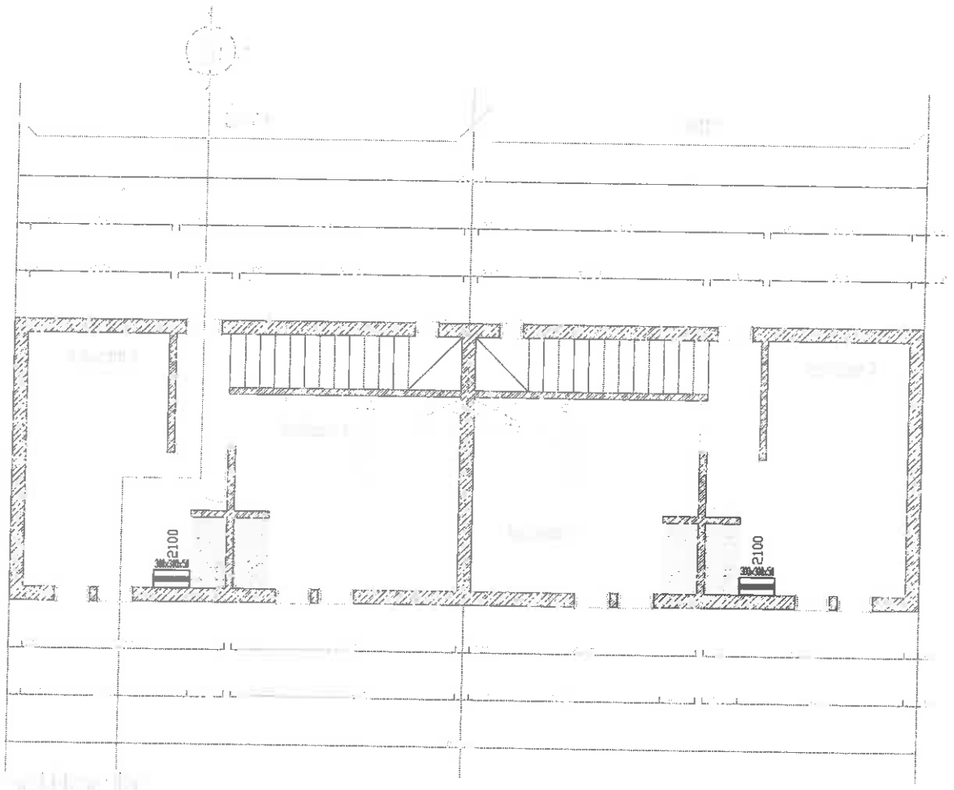

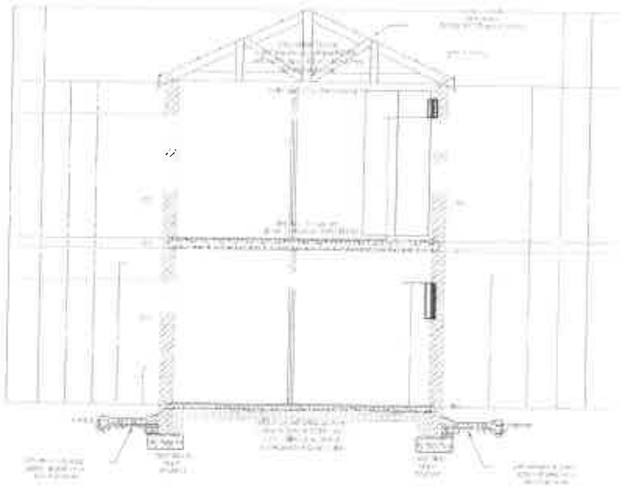

APMI

DEPARTMENT OF LOCAL GOVERNMENT AND HOUSING

LEPHALALE HOUSING DEVELOPMENT

Afrique du Sud Engineering Projects (Northern) CC	P O Box 273 PALINA PARK 0787	Tel : 015 296 0761 Fax : 086 667 5618

LEPHALALE HOUSING PROJECT
BLOCK 2c - FIRST FLOOR
ELECTRICAL INSTALLATION
TELKOM & TV LAYOUT, PLUS SLEEVES

Designed	JJ COETSEE	Checked	JJ COETSEE
Drawn	JJ COETSEE	Approved	JJ COETSEE
Scale	Shown	Date	2013-05-02
Drawing Number	B1290H02cF-03	Revision	0

REV	DATE	DESCRIPTION	BY





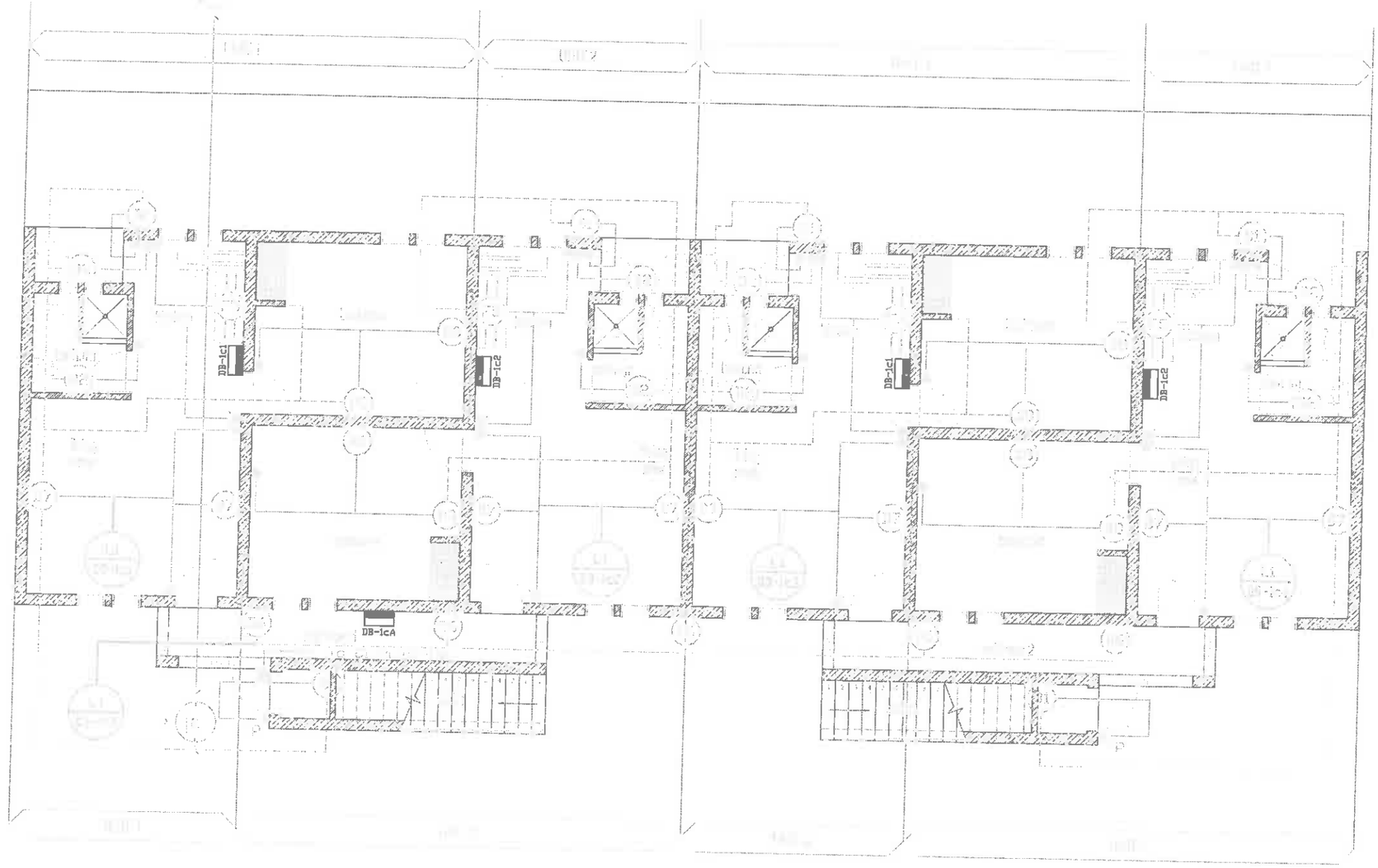

Afrique du Sud Engineering Projects (Northern) CC

P O Box 273
FAUNA PARK
0787

Tel : 015 296 0761
Fax : 086 667 5618

LEPHALALE HOUSING PROJECT
BLOCK 1c - GROUND FLOOR
ELECTRICAL INSTALLATION
LIGHTING LAYOUT

Designed	JJ COETSEE	Checked	JJ COETSEE
Drawn	JJ COETSEE	Approved	JJ COETSEE
Scale	Shown	Date	2013-05-02
Drawing Number	B1290H01cG-01	Revision	0

REV	DATE	DESCRIPTION	BY

APMI

DEPARTMENT OF LOCAL GOVERNMENT AND HOUSING

LEPHALALE HOUSING DEVELOPMENT

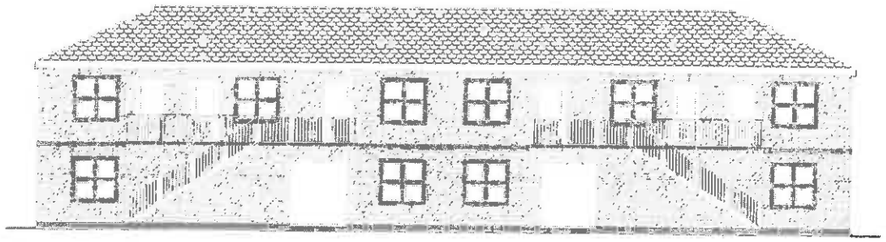



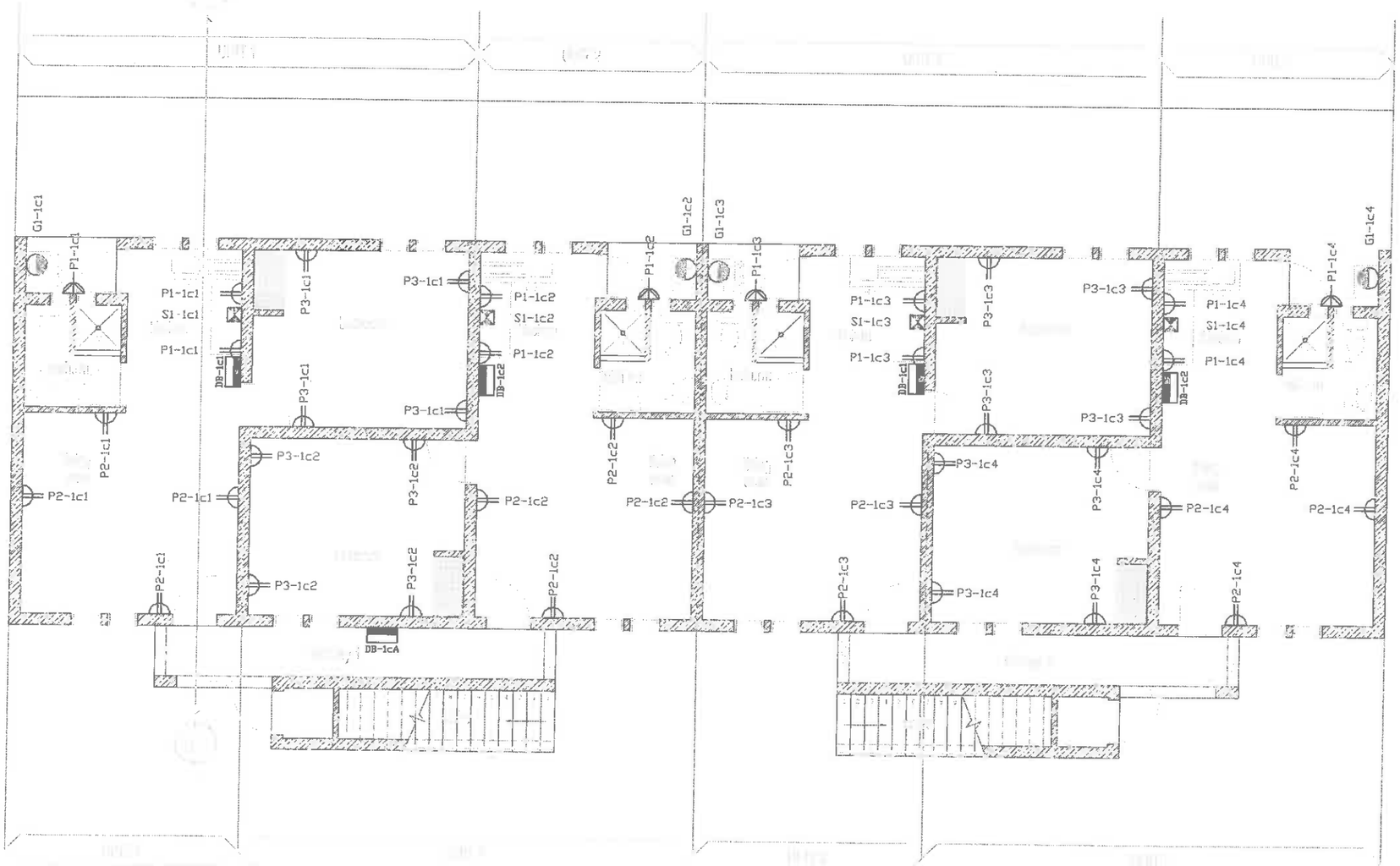

Afrique du Sud Engineering Projects (Northern) CC	P O Box 273 PAUNA PARK 0787	Tel : 015 296 0761 Fax : 086 667 3618	LEPHALALE HOUSING PROJECT BLOCK 1c - GROUND FLOOR ELECTRICAL INSTALLATION POWER INSTALLATION

Designed	JJ COETSEE	Checked	JJ COETSEE
Drawn	JJ COETSEE	Approved	JJ COETSEE
Scale	Shown	Date	2013-05-02
Drawing Number	B1290H01cG-02	Revision	0

REV	DATE	DESCRIPTION	BY

HPMI

DEPARTMENT OF LOCAL GOVERNMENT AND HOUSING

LEPHALALE HOUSING DEVELOPMENT





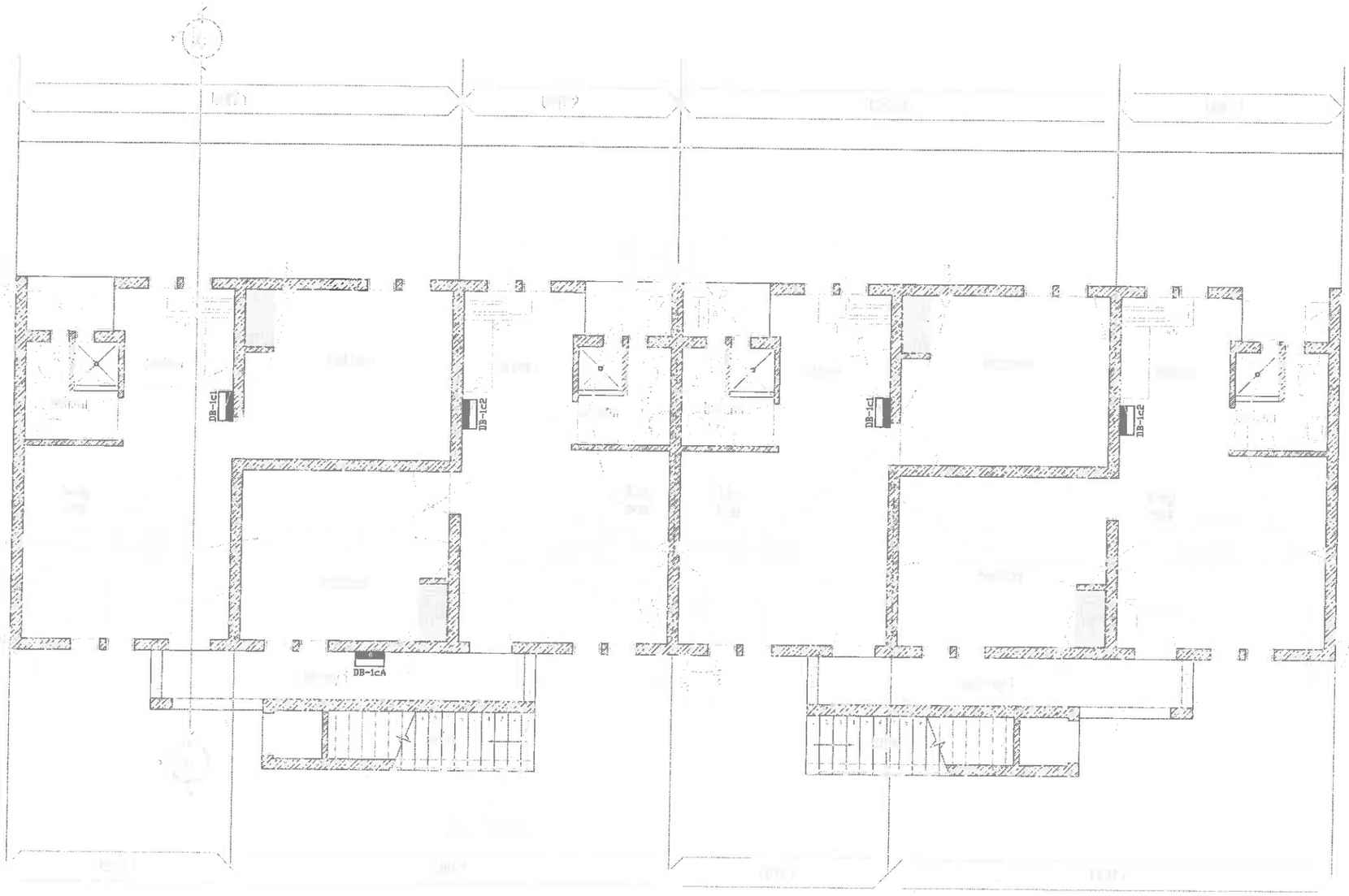

Afrique du Sud Engineering Projects (Northern) CC	P.O.Box 273 FAUNA PARK 0797	Tel : 015 296 0761 Fax: 086 667 3618	LEPHALALE HOUSING PROJECT BLOCK 1c - GROUND FLOOR ELECTRICAL INSTALLATION TELKOM & TV LAYOUT, PLUS SLEEVES

Designed	JJ COETSEE	Checked	JJ COETSEE
Drawn	JJ COETSEE	Approved	JJ COETSEE
Scale	Shown	Date	2013-05-02
Drawing Number	B1290H01cG-03	Revision	0

REV	DATE	DESCRIPTION	BY

APM

DEPARTMENT OF LOCAL GOVERNMENT AND HOUSING

LEPHALALE HOUSING DEVELOPMENT

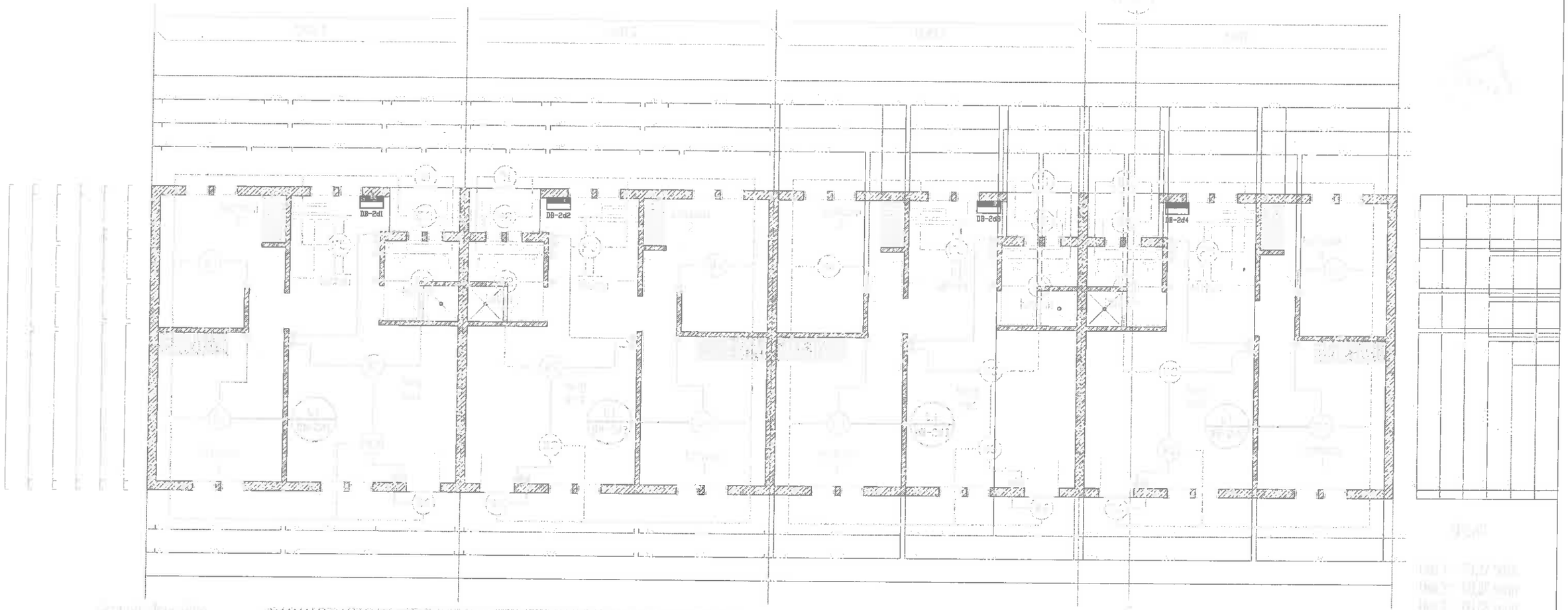

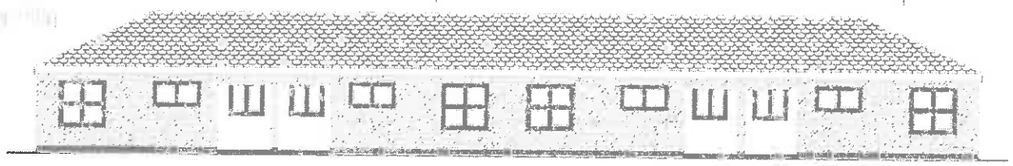



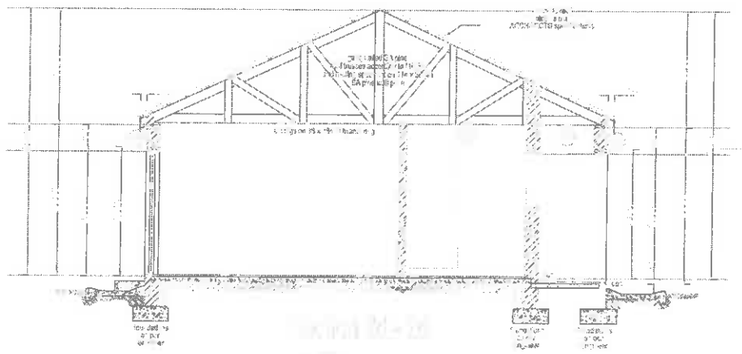

APM

DEPARTMENT OF LOCAL GOVERNMENT AND HOUSING

LEPHALALE HOUSING DEVELOPMENT

Afrique du Sud Engineering Projects (Northern) CC	P.O.Box 273 PALMA PARK 0787
	Tel : 015 296 0761 Fax : 086 667 3618

LEPHALALE HOUSING PROJECT
BLOCK 2d
ELECTRICAL INSTALLATION
LIGHTING LAYOUT

Designed	JJ COETSEE	Checked	JJ COETSEE
Drawn	JJ COETSEE	Approved	JJ COETSEE
Scale	Shown	Date	2013-05-02
Drawing Number	B1290H02d-01	Revision	0

REV	DATE	DESCRIPTION	BY

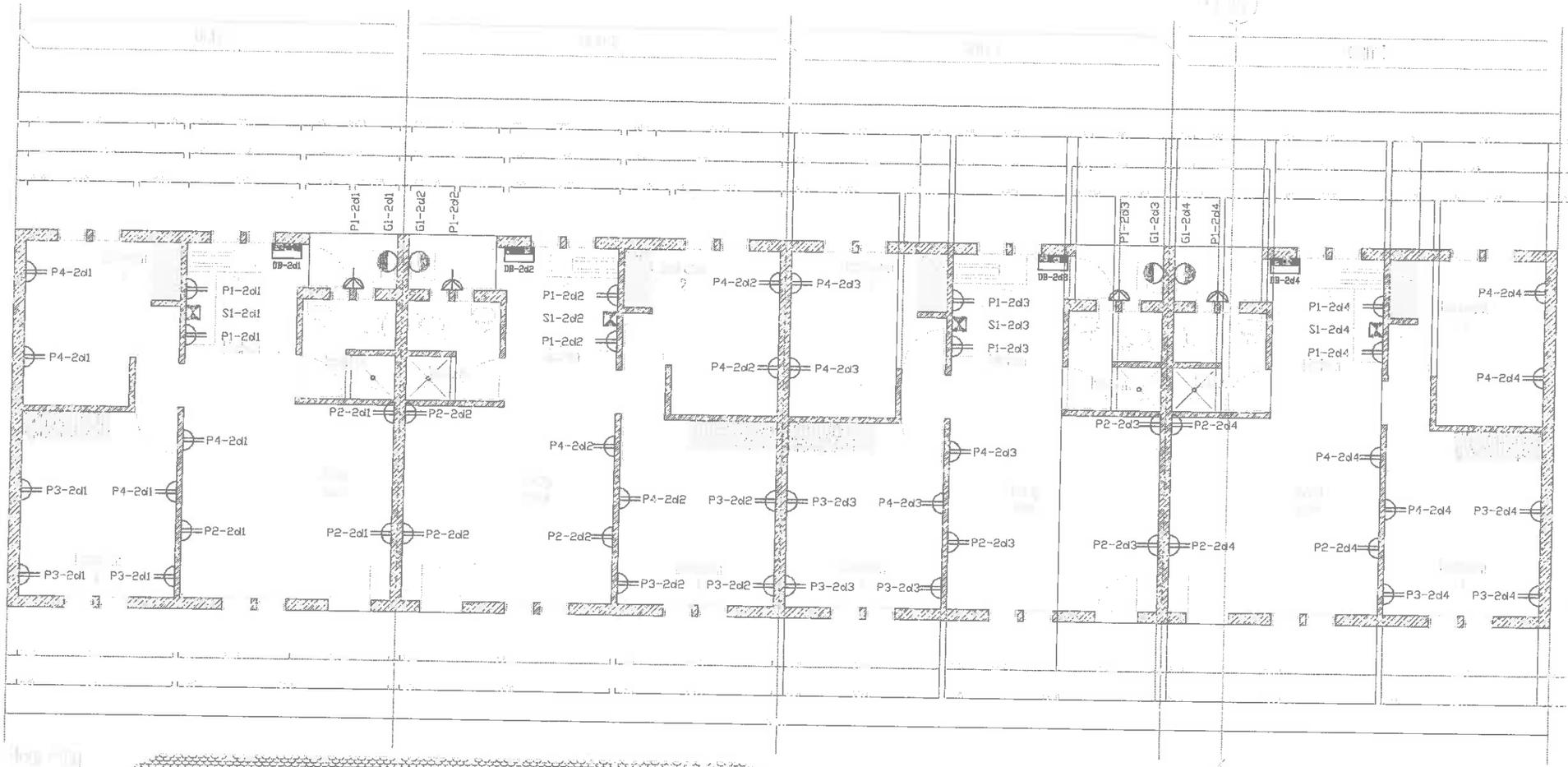





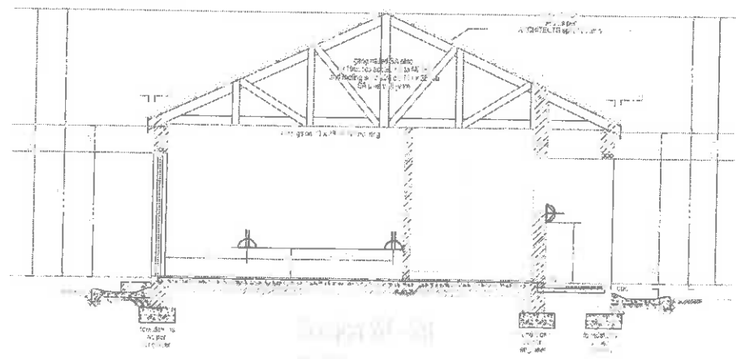

APMI

DEPARTMENT OF LOCAL GOVERNMENT AND HOUSING

LEPHALALE HOUSING DEVELOPMENT

Afrique du Sud Engineering Projects (Northern) CC	P O Box 273 FAUNA PARK 0787
	Tel : 015 296 0761 Fax : 086 667 3618

LEPHALALE HOUSING PROJECT
BLOCK 2d
ELECTRICAL INSTALLATION

Designed	JJ COETSEE	Checked	JJ COETSEE
Drawn	JJ COETSEE	Approved	JJ COETSEE
Scale	Shown	Date	2013-05-02
Drawing Number	B1290H02d-02	Revision	0

REV	DATE	DESCRIPTION	BY

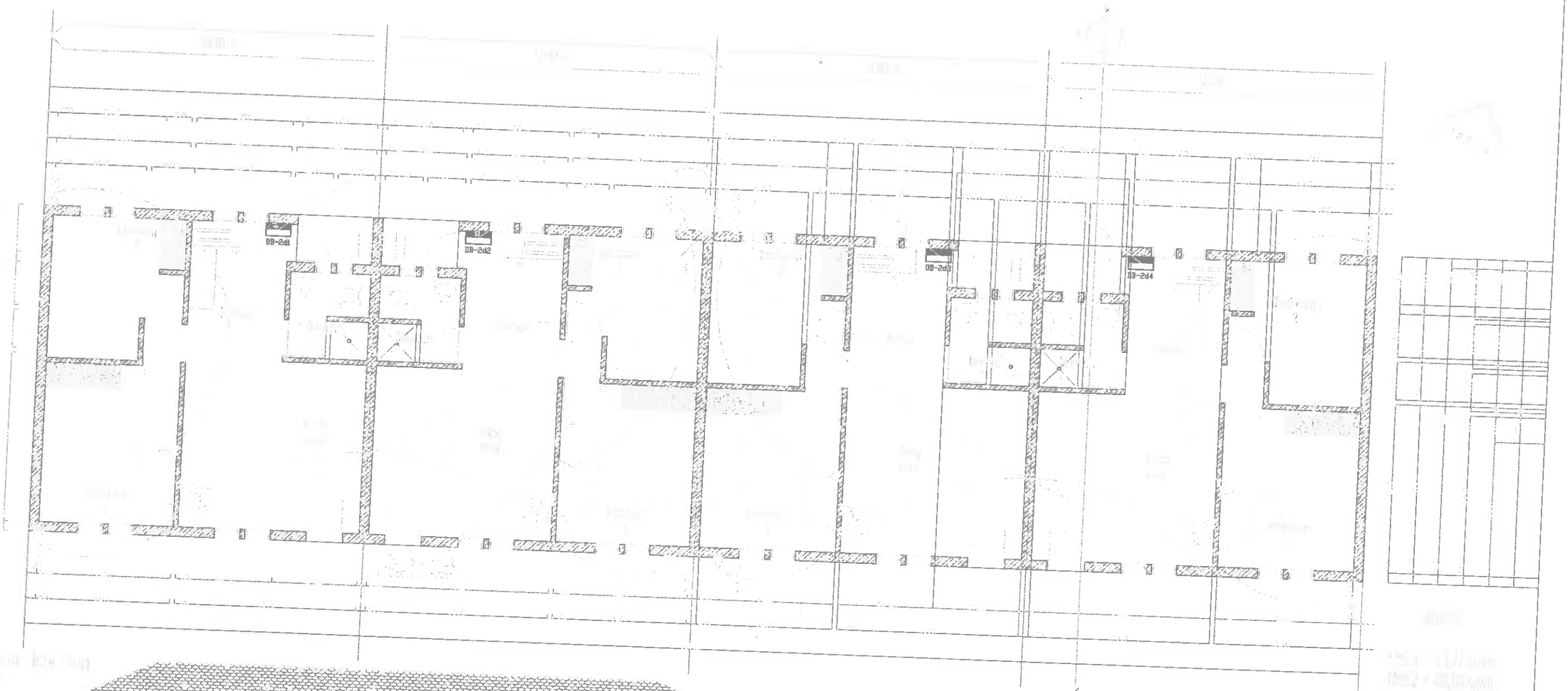





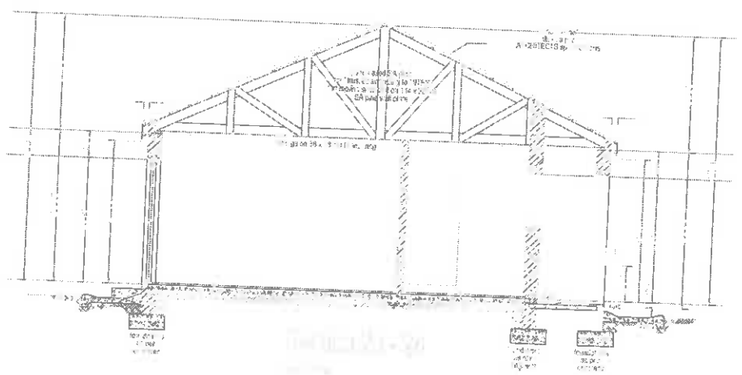

APMI

DEPARTMENT OF LOCAL GOVERNMENT AND HOUSING

LEPHALALE HOUSING DEVELOPMENT

Afrique du Sud Engineering Projects (Northern) CC

P O Box 273
FAUNA PARK
0787

Tel : 015 296 0761
Fax : 086 667 5618

LEPHALALE HOUSING PROJECT
BLOCK 2d
ELECTRICAL INSTALLATION
TELKOM & TV LAYOUT, PLUS SLEEVES

Designed	JJ COETSEE	Checked	JJ COETSEE
Drawn	JJ COETSEE	Appr-d	JJ COETSEE
Scale	Shown	Date	2013-05-02
Drawing Number	B1290H02d-03	Revision	0

REV	DATE	DESCRIPTION	BY

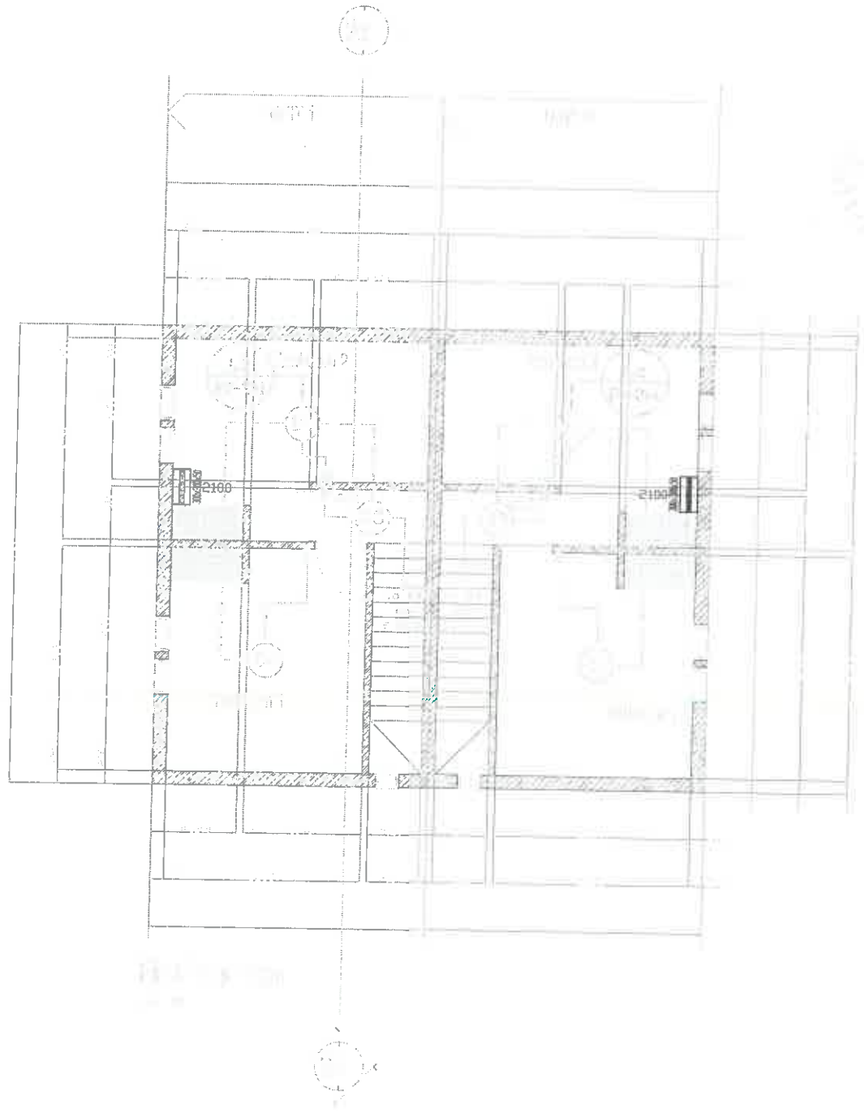

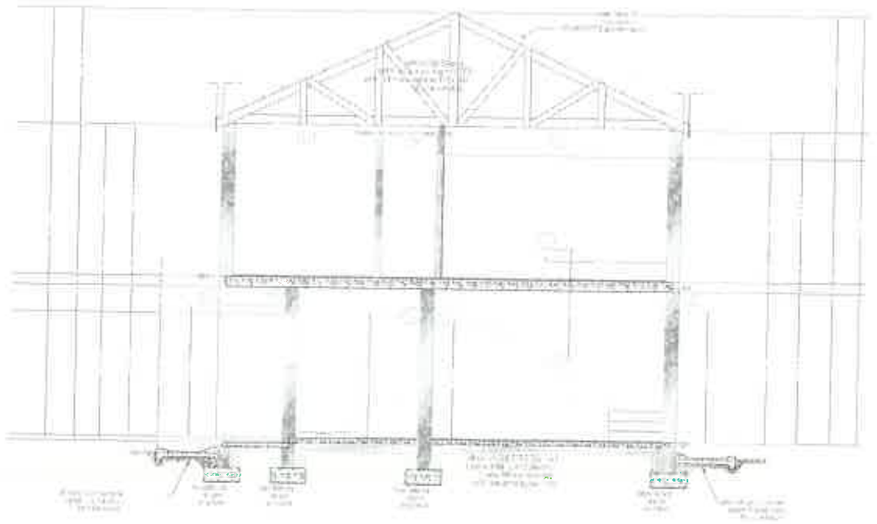

Afrique du Sud Engineering Projects (Northern) CC	P O Box 273 FAUNA PARK 0787	Tel : 015 296 0761 Fax : 086 667 5618	LEPHALALE HOUSING PROJECT BLOCK 2e - FIRST FLOOR ELECTRICAL INSTALLATION LIGHTING LAYOUT

Designed: JJ COETSEE		Checked: JJ COETSEE	
Drawn: JJ COETSEE		Approved: JJ COETSEE	
Scale: Shown		Date: 2013-05-02	
Drawing Number: B1290H02eF-01		Revision: 0	

REV	DATE	DESCRIPTION	BY

APM

DEPARTMENT OF LOCAL GOVERNMENT AND HOUSING

LEPHALALE HOUSING DEVELOPMENT

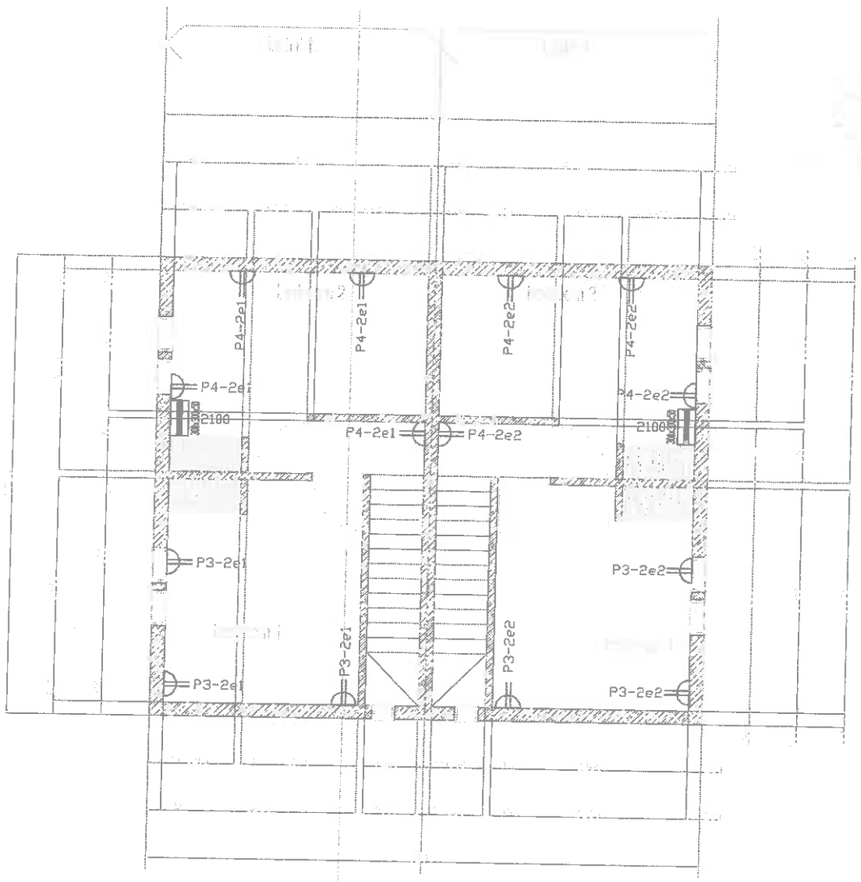

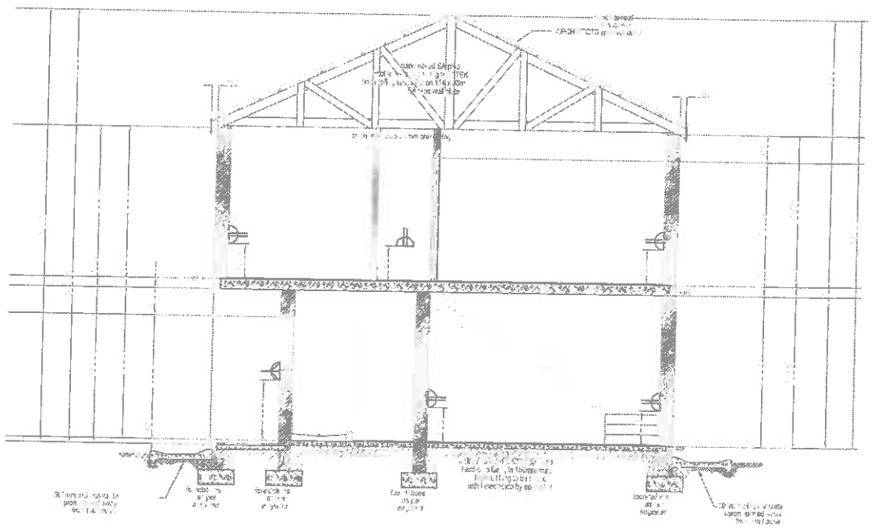

APMI

DEPARTMENT OF LOCAL GOVERNMENT AND HOUSING

LEPHALALE HOUSING DEVELOPMENT

Afrique du Sud Engineering Projects (Northern) CC	P O Box 373 FAUNA PARK 0787	Tel : 015 296 0761 Fax : 086 667 5618	LEPHALALE HOUSING PROJECT BLOCK 2e - FIRST FLOOR ELECTRICAL INSTALLATION POWER INSTALLATION

Designed	JJ COETSEE	Checked	JJ COETSEE
Drawn	JJ COETSEE	Approved	JJ COETSEE
Scale	Shown	Date	2013-05-02
Drawing Number	B1290H02eF-02	Revision	0

REV	DATE	DESCRIPTION	BY

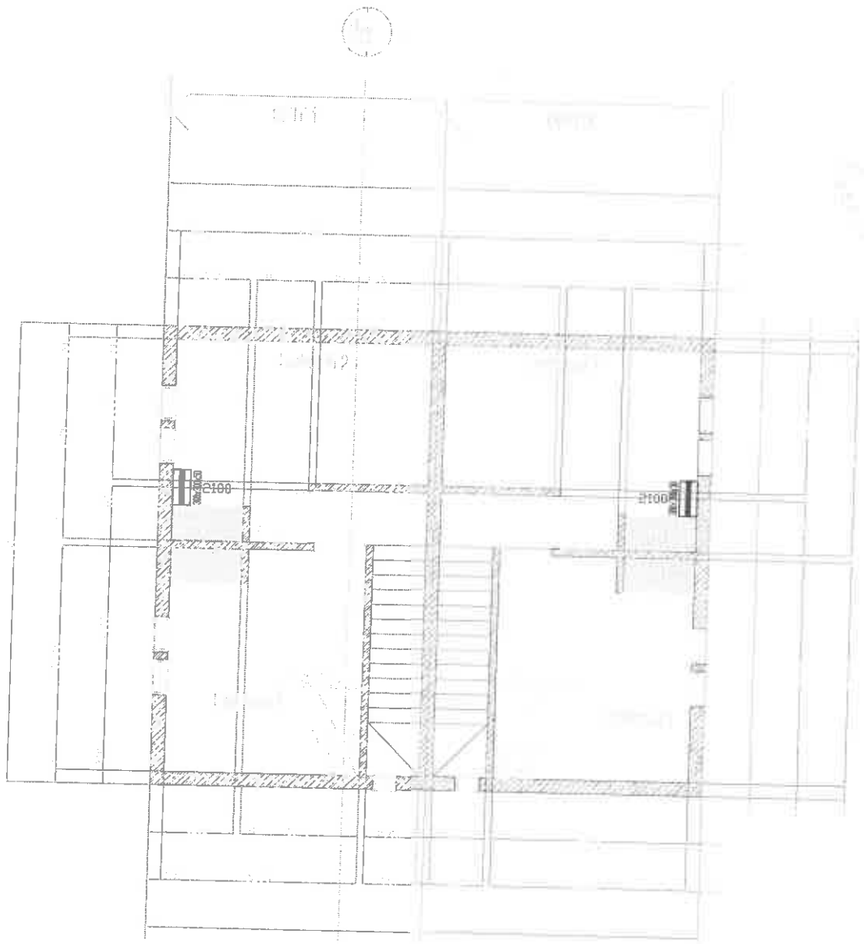

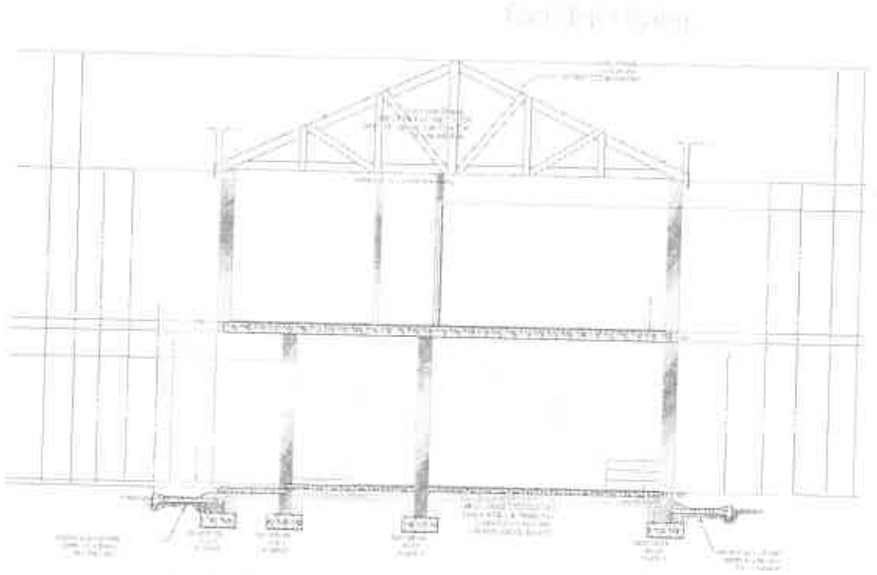

Afrique du Sud Engineering Projects (Northern) CC	P.O.Box 273 PRETORIA PARK 0787	Tel : 013 296 0761 Fax : 086 667 5618	LEPHALALE HOUSING PROJECT BLOCK 2e - FIRST FLOOR ELECTRICAL INSTALLATION INTERCOMMUNICATION LAYOUT

Designed	JJ COETSEE	Checked	JJ COETSEE
Drawn	JJ COETSEE	Approved	JJ COETSEE
Scale	Shown	Date	2013-05-02
Drawing Number	B1290H02eF-03	Revision	0

REV	DATE	DESCRIPTION	BY

APNI

DEPARTMENT OF LOCAL GOVERNMENT AND HOUSING

LEPHALALE HOUSING DEVELOPMENT

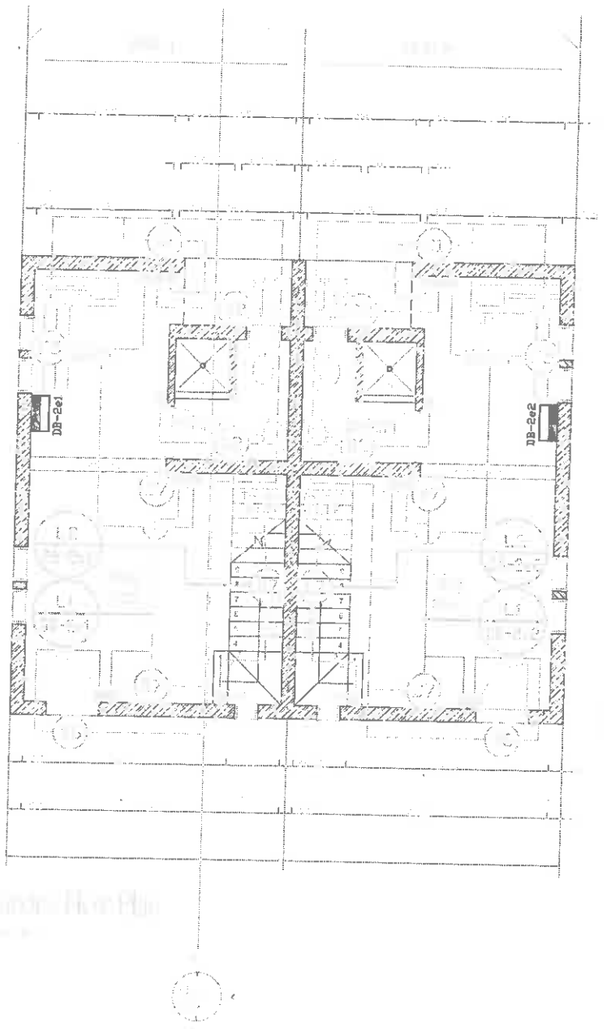



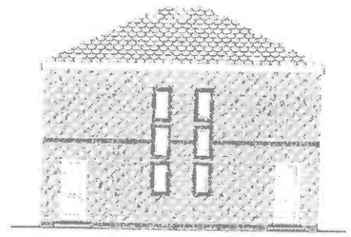





Afrique du Sud Engineering Projects (Northern) CC	P O Box 273 FAUNA PARK 0787	Tell : 015 296 0761 Fax : 086 667 5618	LEPHALALE HOUSING PROJECT BLOCK 2e - GROUND FLOOR ELECTRICAL INSTALLATION LIGHTING LAYOUT

Designed	JJ COETSEE	Checked	JJ COETSEE
Drawn	JJ COETSEE	Approved	JJ COETSEE
Scale	Shown	Date	2013-05-02
Drawing Number	B1290H02eG-01	Revision	0

REV	DATE	DESCRIPTION	BY

APM!

DEPARTMENT OF LOCAL GOVERNMENT AND HOUSING

LEPHALALE HOUSING DEVELOPMENT

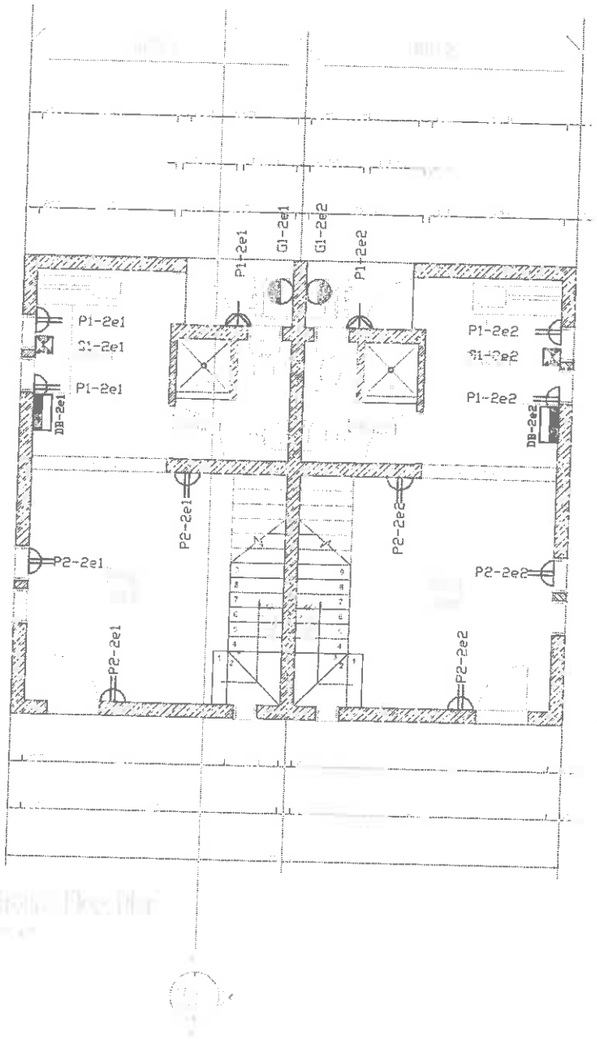



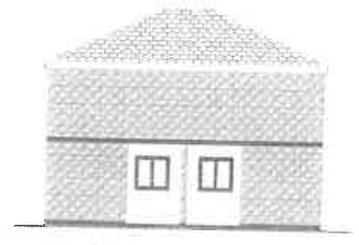

Afrique du Sud Engineering Projects (Northern) CC	P O Box 273 FAUNA PARK 0787	Tel : 015 296 0761 Fax : 086 667 5618	LEPHALALE HOUSING PROJECT BLOCK 2e - GROUND FLOOR ELECTRICAL INSTALLATION POWER INSTALLATION

Designed	JJ COETSEE	Checked	JJ COETSEE
Drawn	JJ COETSEE	Approved	JJ COETSEE
Scale	Shown	Date	2013-05-02
Drawing Number	B1290H02eG-02	Revision	0

REV	DATE	DESCRIPTION	BY

APMI

DEPARTMENT OF LOCAL GOVERNMENT AND HOUSING

LEPHALALE HOUSING DEVELOPMENT

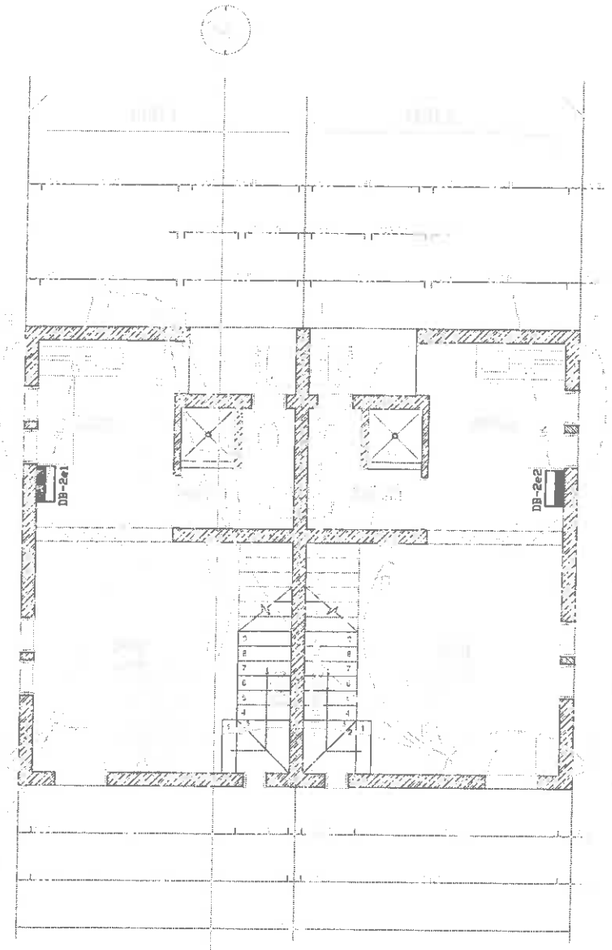



APMI

DEPARTMENT OF LOCAL GOVERNMENT AND HOUSING

LEPHALALE HOUSING DEVELOPMENT

Afrique du Sud Engineering Projects (Northern) CC	P O Box 273 FAUNA PARK 0787	Tel : 015 296 0761 Fax : 086 667 5618

LEPHALALE HOUSING PROJECT
BLOCK 2e - GROUND FLOOR
ELECTRICAL INSTALLATION
TELKOM & TV LAYOUT, PLUS SLEEVES

Designed	JJ COETSEE	Checked	JJ COETSEE
Drawn	JJ COETSEE	Approved	JJ COETSEE
Scale	Shown	Date	2013-05-02
Drawing Number	B1290H02eG-03	Revision	0

REV	DATE	DESCRIPTION	BY

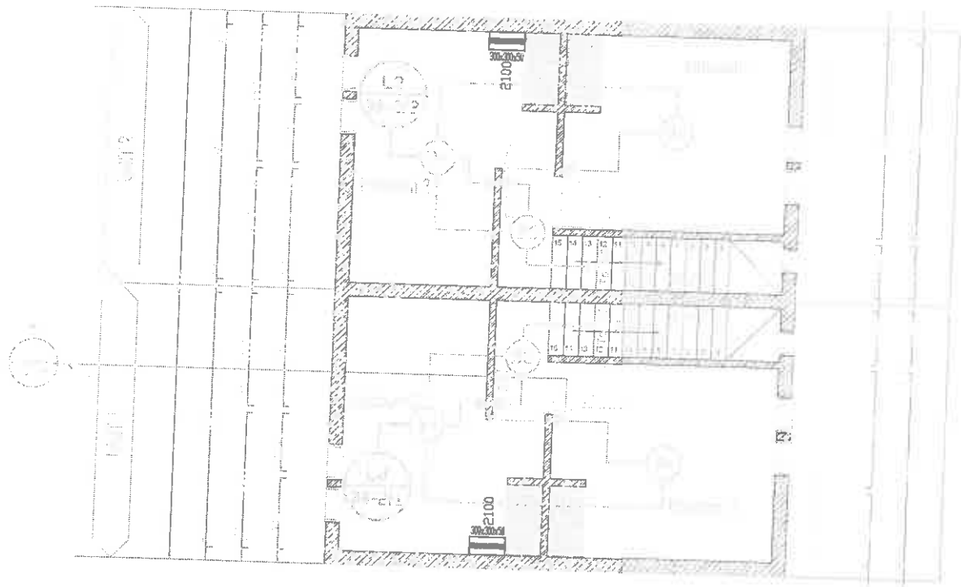

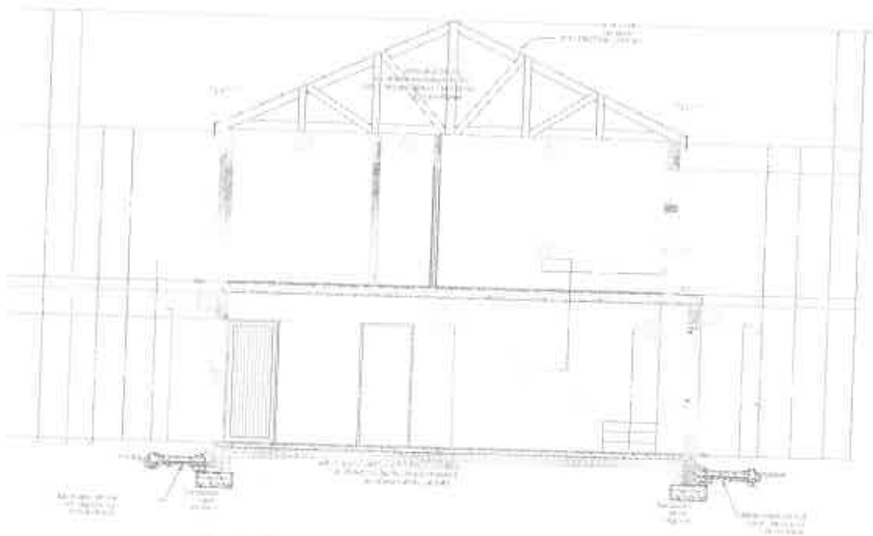

Afrique du Sud Engineering Projects (Northern) CC	P.O.Box 273 FAUNA PARK 0787	Tel : 015 296 0761 Fax : 086 667 5618

LEPHALALE HOUSING PROJECT
BLOCK 2f - FIRST FLOOR
ELECTRICAL INSTALLATION
LIGHTING LAYOUT

Designed: JJ COETSEE	Checked: JJ COETSEE		
Drawn: JJ COETSEE	Approved: JJ COETSEE		
Scale: Shown	Date: 2013-05-02		
Drawing Number: B1290H02fF-01	Rev Issues: 0		

REV	DATE	DESCRIPTION	BY

APMI

DEPARTMENT OF LOCAL GOVERNMENT AND HOUSING

LEPHALALE HOUSING DEVELOPMENT

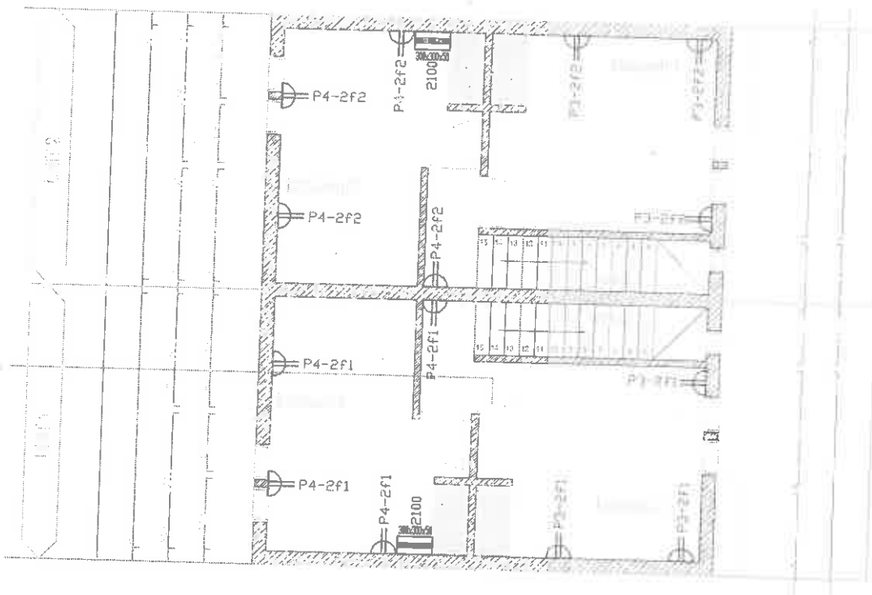

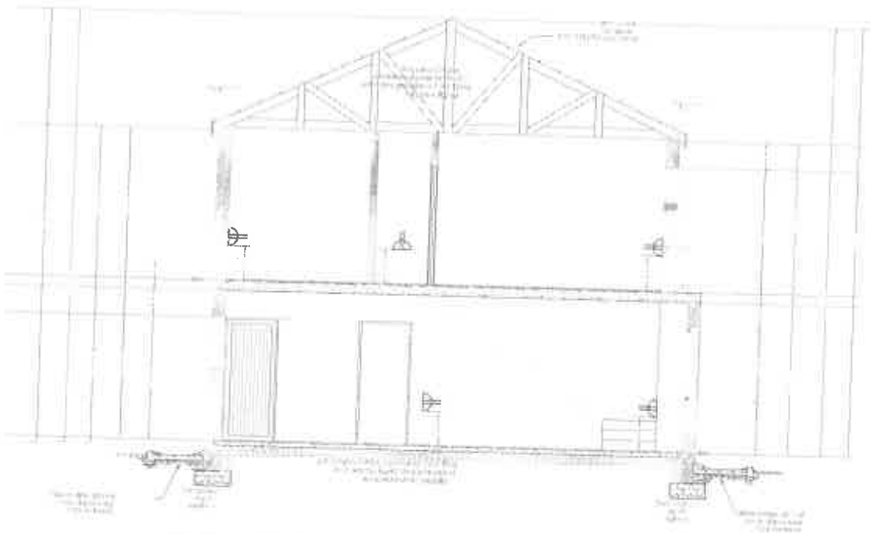

Afrique du Sud Engineering Projects (Northern) CC	P.O Box 273 FAUNA PARK 0787 Tel : 015 296 0761 Fax : 086 667 5618	LEPHALALE HOUSING PROJECT BLOCK 2f - FIRST FLOOR ELECTRICAL INSTALLATION POWER INSTALLATION	Designed: JJ COETSEE; Checked: JJ COETSEE Drawn: JJ COETSEE; Approved: JJ COETSEE Scale: Shown; Date: 2013-05-02 Drawing Number: B1290H02ff-02; Revision: 0

REV	DATE	DESCRIPTION	BY

APMI

DEPARTMENT OF LOCAL GOVERNMENT AND HOUSING

LEPHALALE HOUSING DEVELOPMENT

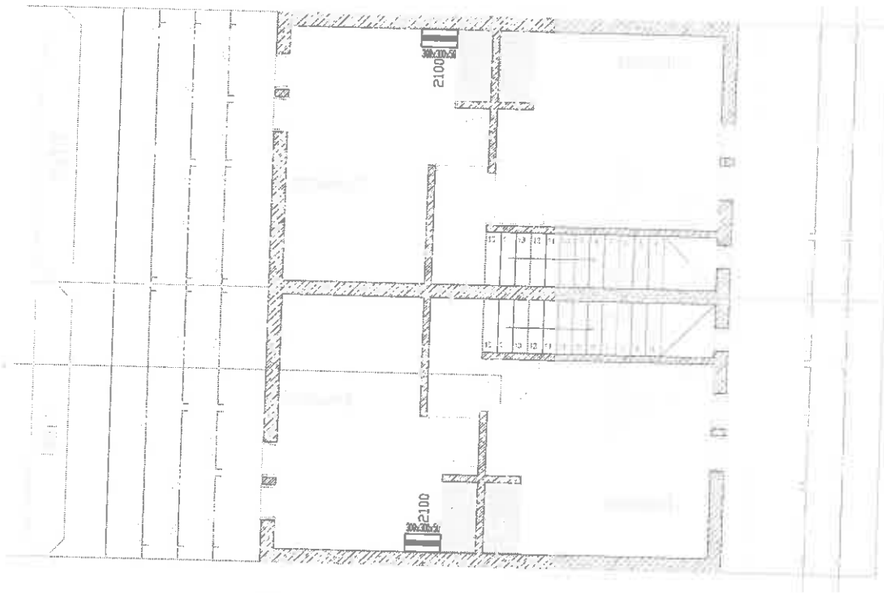

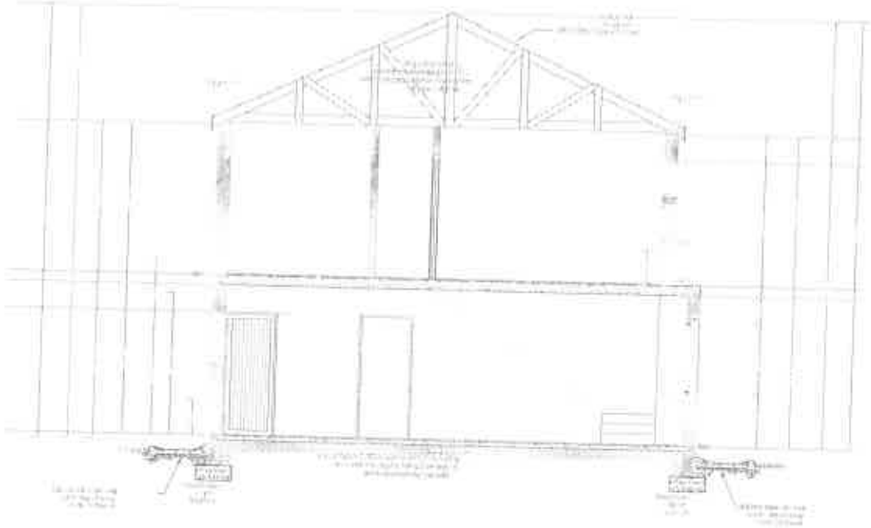

Afrique du Sud Engineering Projects (Northern) CC	P O Box 273 FAUNA PARK 0787	Tel : 015 296 0761 Fax : 086 667 3618	LEPHALALE HOUSING PROJECT BLOCK 2f - FIRST FLOOR ELECTRICAL INSTALLATION INTERCOMMUNICATION LAYOUT

Designed	JJ COETSEE	Checked	JJ COETSEE
Drawn	JJ COETSEE	Approved	JJ COETSEE
Scale	Shown	Date	2013-05-02
Drawing Number	B1290H02fF-03	Revision	0

REV	DATE	DESCRIPTION	BY

APM

DEPARTMENT OF LOCAL GOVERNMENT AND HOUSING

LEPHALALE HOUSING DEVELOPMENT

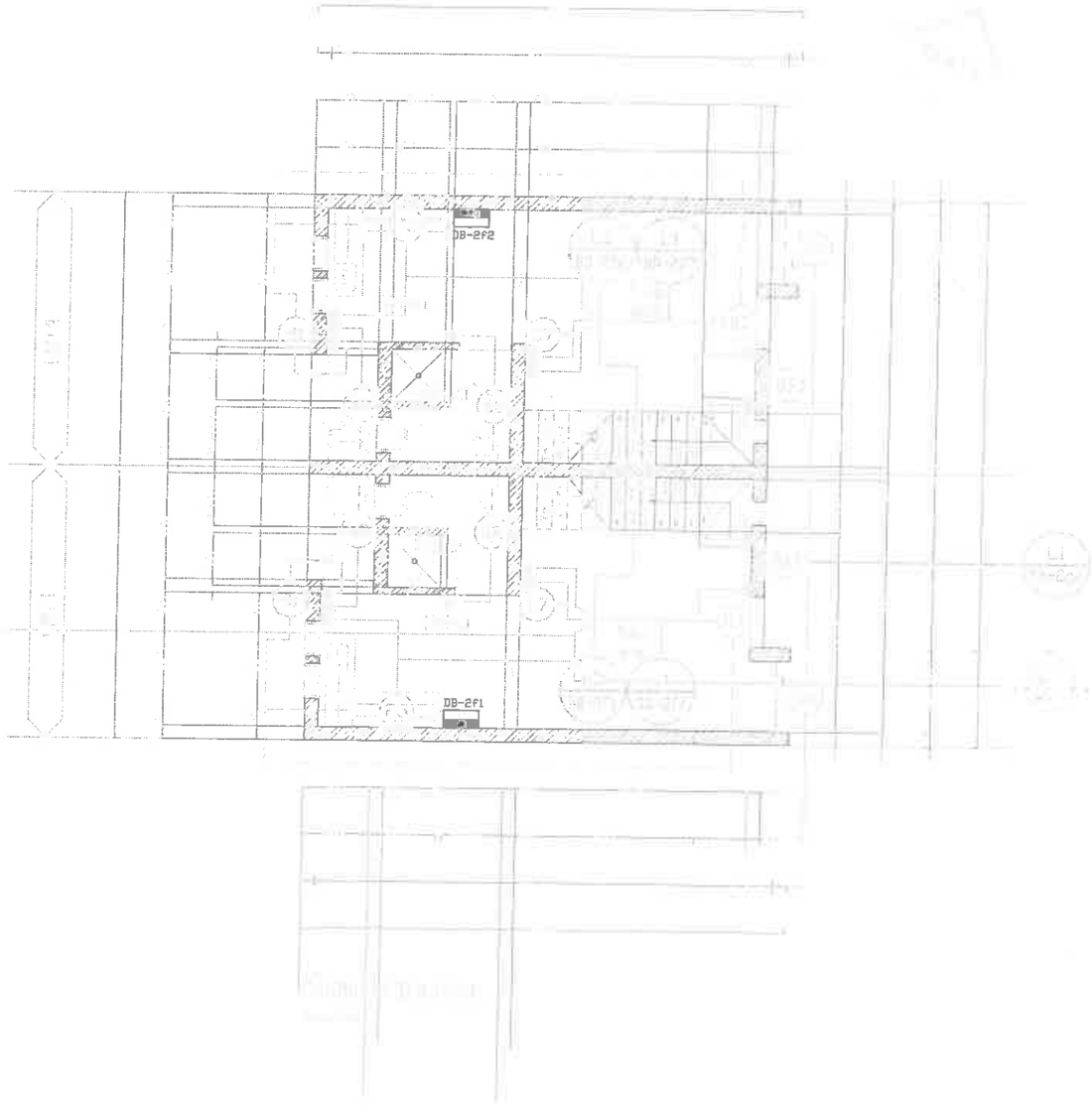





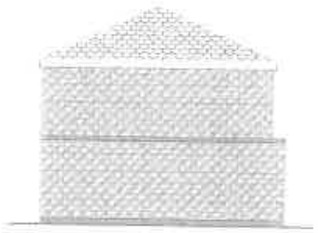



Afrique du Sud Engineering Projects (Northern) CC	P.O.Box 273 HALFWAY PARK 0787	Tel : 015 296 0761 Fax : 086 607 5618

LEPHALALE HOUSING PROJECT
BLOCK 2f - GROUND FLOOR
ELECTRICAL INSTALLATION
LIGHTING LAYOUT

Designed: JJ COETSEE	Checked: JJ COETSEE	
Drawn: JJ COETSEE	Approved: JJ COETSEE	
Scale: Shown	Date: 2013-05-02	
Drawing Number: B1290H02fG-01	Revision: 0	

REV	DATE	DESCRIPTION	BY

APM

DEPARTMENT OF LOCAL GOVERNMENT AND HOUSING

LEPHALALE HOUSING DEVELOPMENT

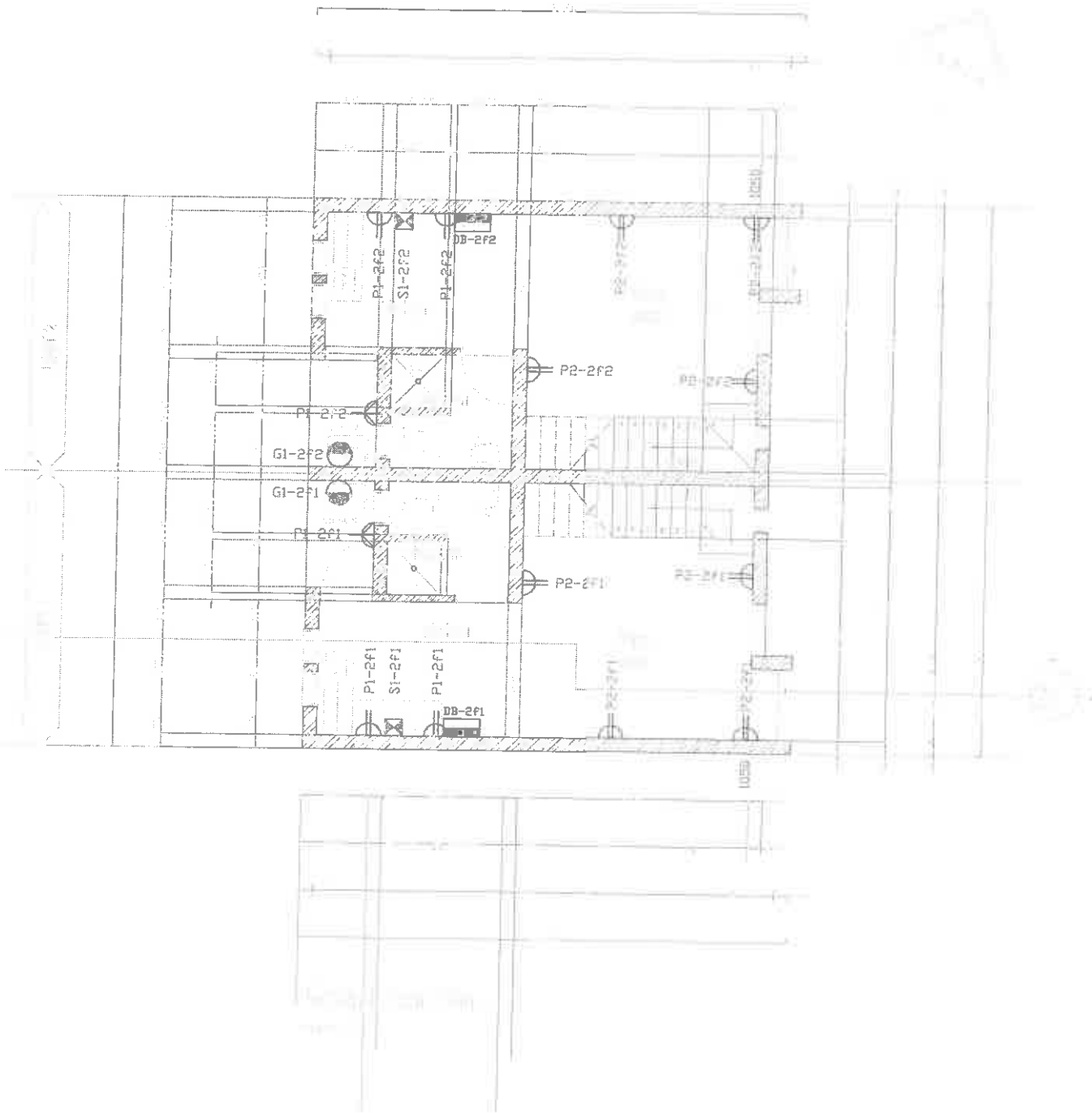

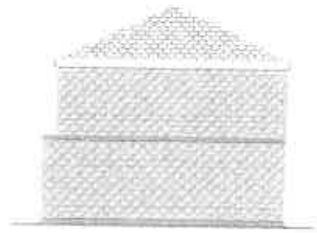







Afrique du Sud Engineering Projects (Northern) CC	P O Box 273 FAUNA PARK 0787	Tel : 015 296 0761 Fax : 086 667 5618	LEPHALALE HOUSING PROJECT BLOCK 2f - GROUND FLOOR ELECTRICAL INSTALLATION POWER INSTALLATION

Designed: JJ COETSEE	Checked: JJ COETSEE		
Drawn: JJ COETSEE	Approved: JJ COETSEE		
Scale: Shown	Date: 2013-05-02		
Drawing Number: B1290H02fG-02	Revision: 0		

REV	DATE	DESCRIPTION	BY

APMI

DEPARTMENT OF LOCAL GOVERNMENT AND HOUSING

LEPHALALE HOUSING DEVELOPMENT

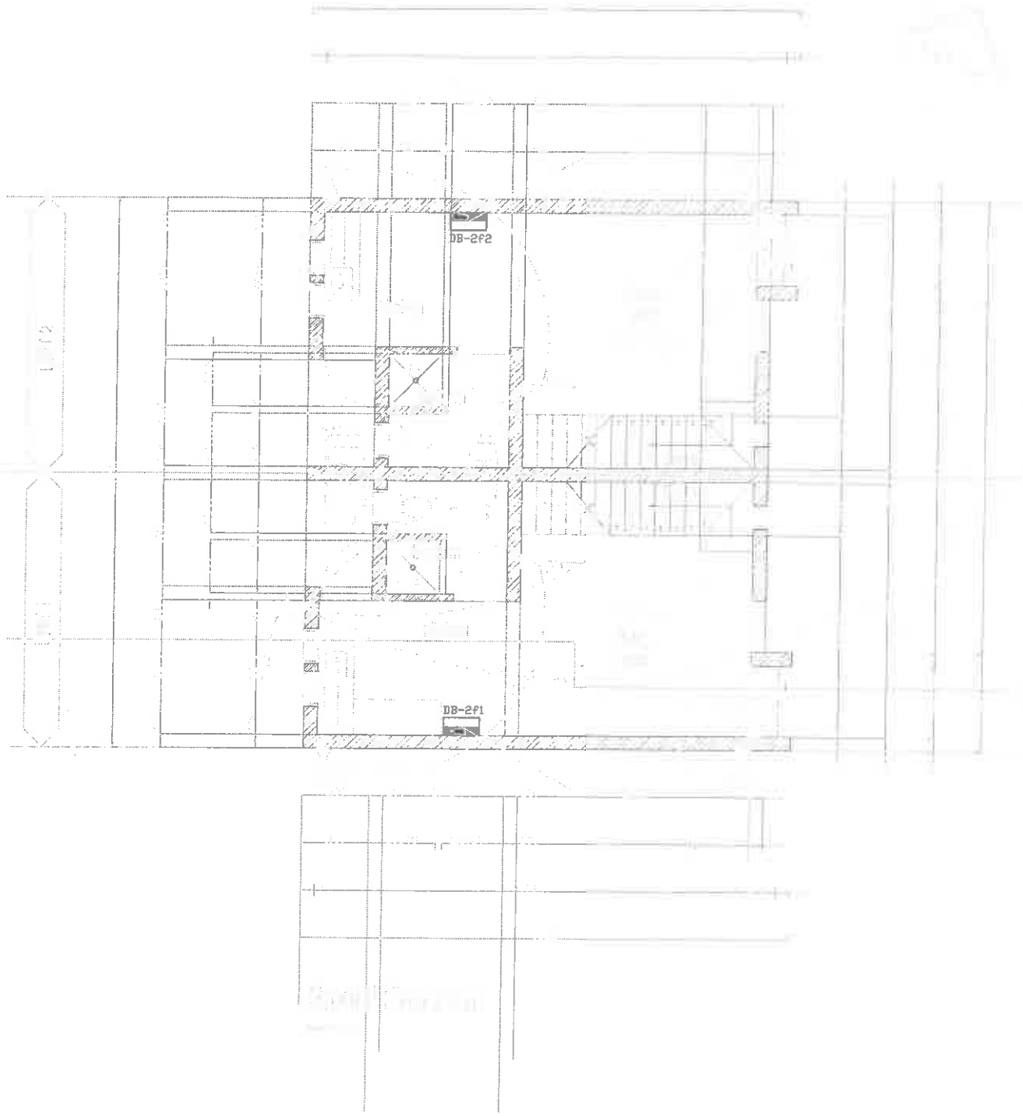

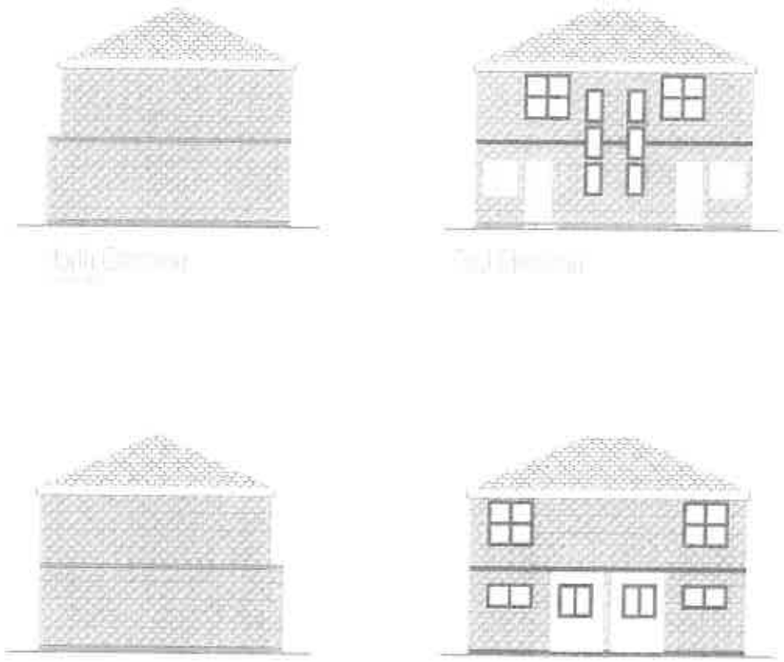

Afrique du Sud Engineering Projects (Northern) CC	P O Box 273 FAUNA PARK 0787	Tel : 015 296 0761 Fax : 086 667 5618	LEPHALALE HOUSING PROJECT BLOCK 2f - GROUND FLOOR ELECTRICAL INSTALLATION TELKOM & TV LAYOUT, PLUS SLEEVES

Designed	JJ COETSEE	Checked	JJ COETSEE
Drawn	JJ COETSEE	Approved	JJ COETSEE
Scale	Shown	Date	2013-05-02
Drawing Number	B1290H02fG-03	Revision	0

REV	DATE	DESCRIPTION	BY

APMI

DEPARTMENT OF LOCAL GOVERNMENT AND HOUSING

LEPHALALE HOUSING DEVELOPMENT

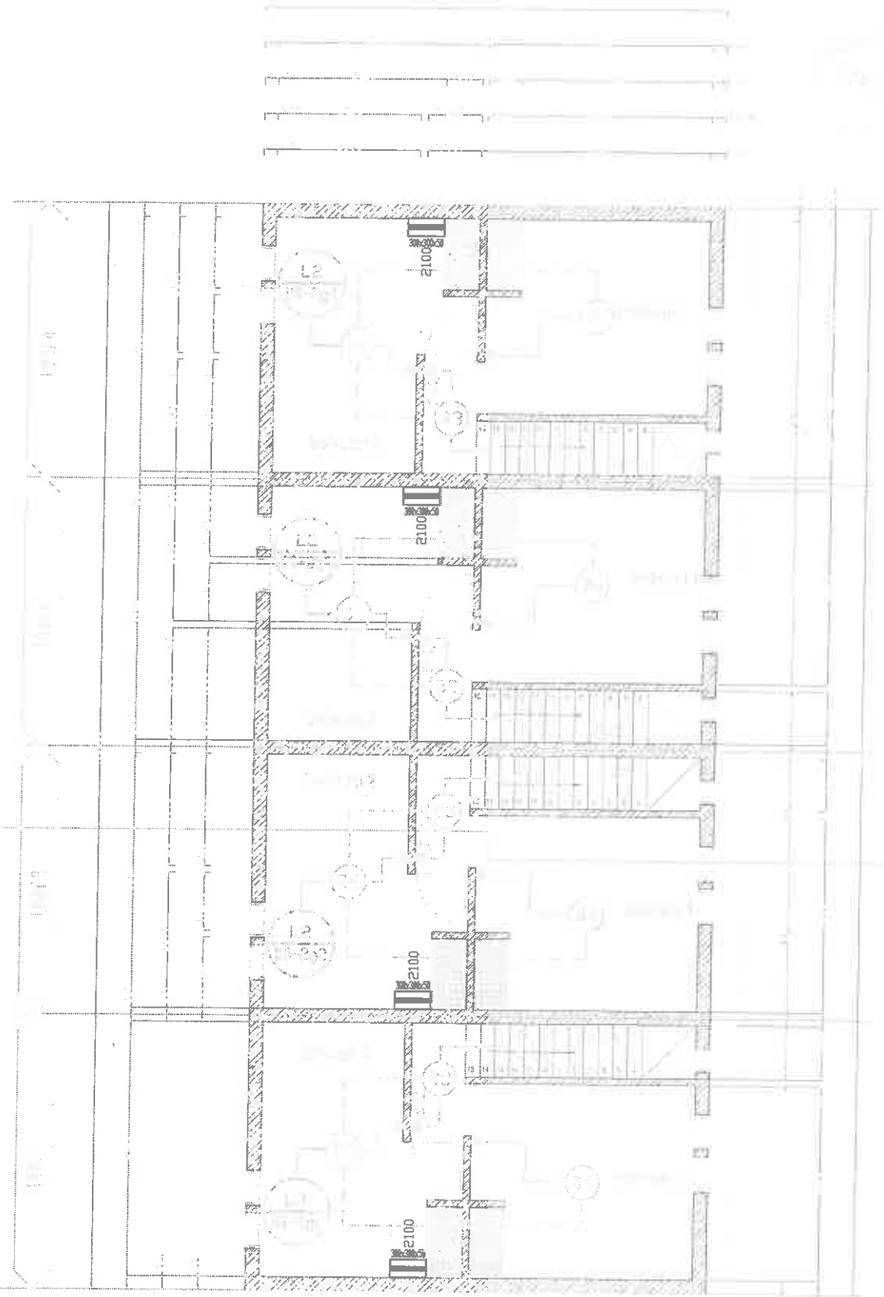

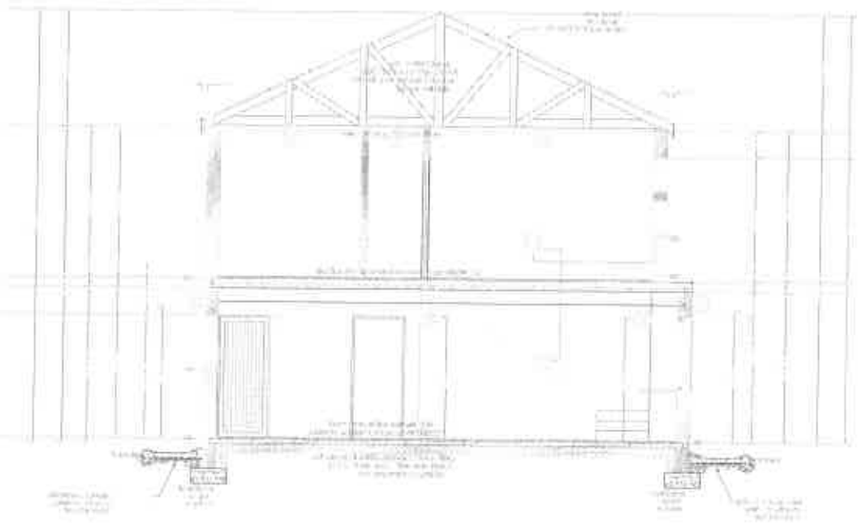

Afrique du Sud Engineering Projects (Northern) CC	P O Box 273 PANORAMA PARK 0787	Tel : 015 296 0761 Fax : 086 667 2618	LEPHALALE HOUSING PROJECT BLOCK 2g - FIRST FLOOR ELECTRICAL INSTALLATION LIGHTING LAYOUT

Designed: JJ COETSEE	Checked: JJ COETSEE		
Drawn: JJ COETSEE	Approved: JJ COETSEE		
Scale: Shown	Date: 2013-05-02		
Drawing Number: B1290H02gF-01	Revision: 0		

REV	DATE	DESCRIPTION	BY

DEPARTMENT OF LOCAL GOVERNMENT AND HOUSING

LEPHALALE HOUSING DEVELOPMENT

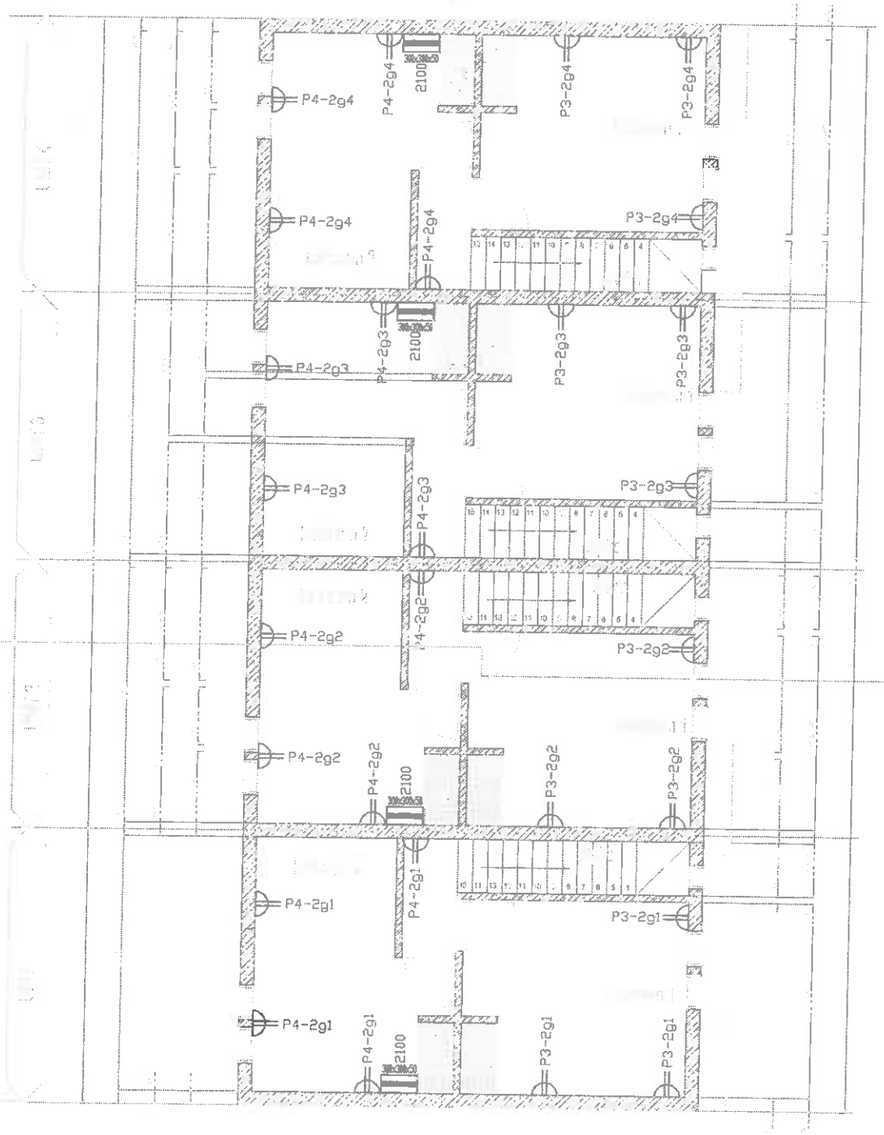

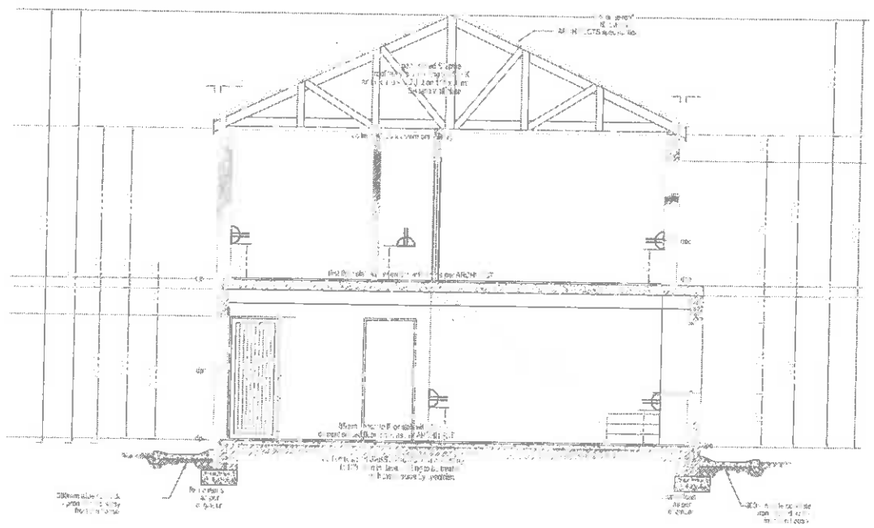

APMI

DEPARTMENT OF LOCAL GOVERNMENT AND HOUSING

LEPHALALE HOUSING DEVELOPMENT

Afrique du Sud Engineering Projects (Northern) CC	P O Box 273 FAUNA PARK 0787	Tel : 015 296 0761 Fax : 086 667 5618	LEPHALALE HOUSING PROJECT BLOCK 2g - FIRST FLOOR ELECTRICAL INSTALLATION POWER INSTALLATION

Designed	JJ COETSEE	Checked	JJ COETSEE
Drawn	JJ COETSEE	Approved	JJ COETSEE
Scale	Shown	Date	2013-05-02
Drawing Number	B1290H02gF-02	Revision	0

REV	DATE	DESCRIPTION	BY

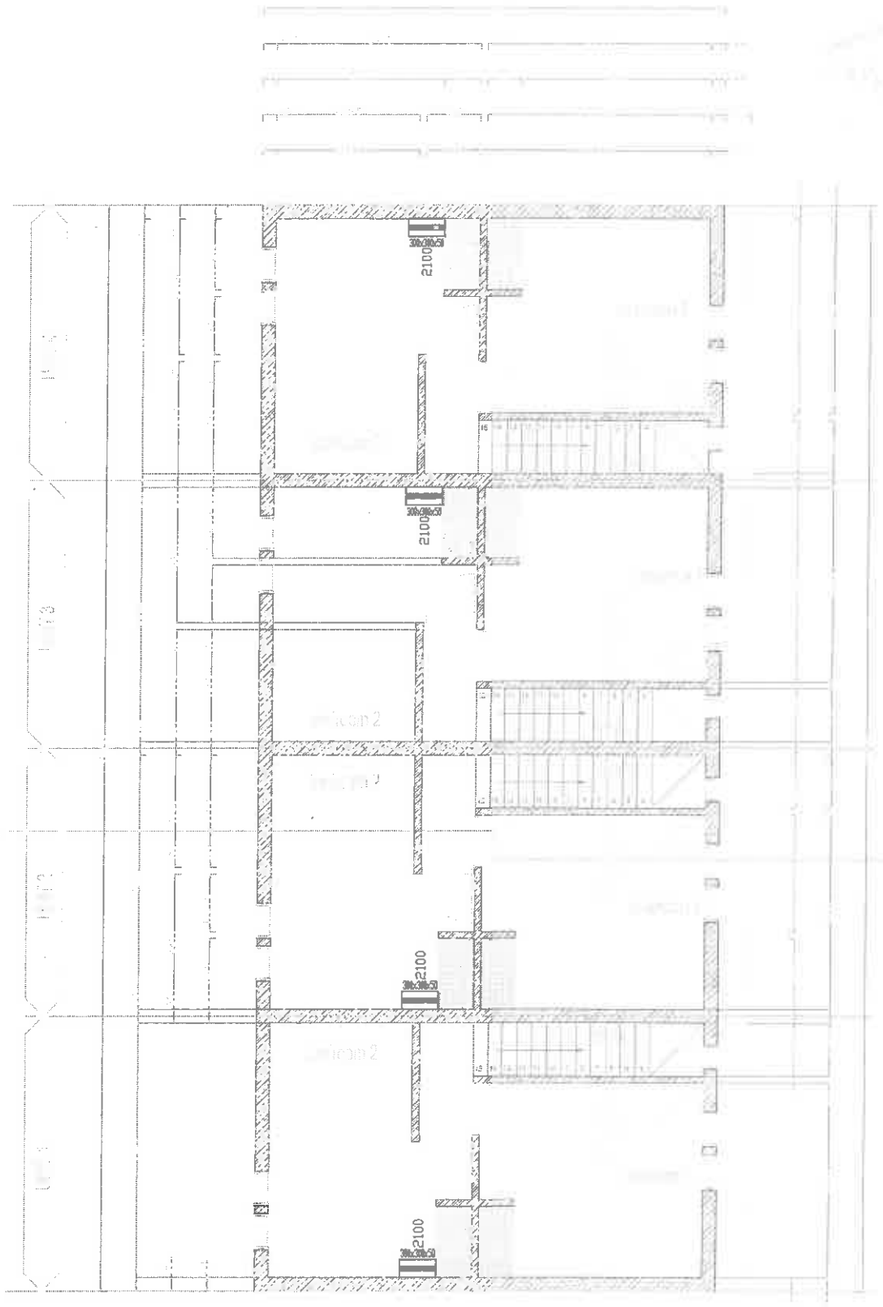

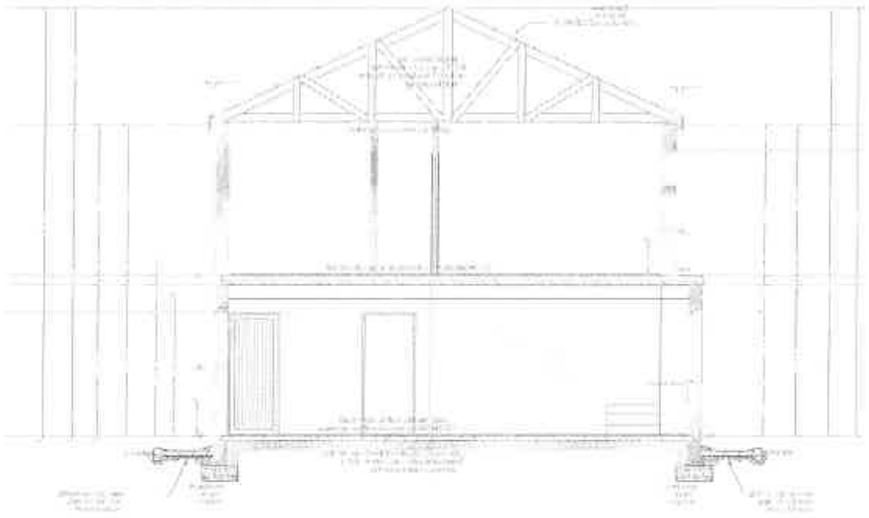

APMI

DEPARTMENT OF LOCAL GOVERNMENT AND HOUSING

LEPHALALE HOUSING DEVELOPMENT

Afrique du Sud Engineering Projects (Northern) CC	P O Box 273 FAUNA PARK 0787
	Tel : 015 296 0761 Fax : 086 667 5618
LEPHALALE HOUSING PROJECT BLOCK 2g - FIRST FLOOR ELECTRICAL INSTALLATION TELKOM & TV LAYOUT, PLUS SLEEVES	

Designed	JJ COETSEE	Checked	JJ COETSEE
Drawn	JJ COETSEE	Approved	JJ COETSEE
Scale	Shown	Date	2013-05-02
Drawing Number	B1290H02gF-03	Revision	0

REV	DATE	DESCRIPTION	BY

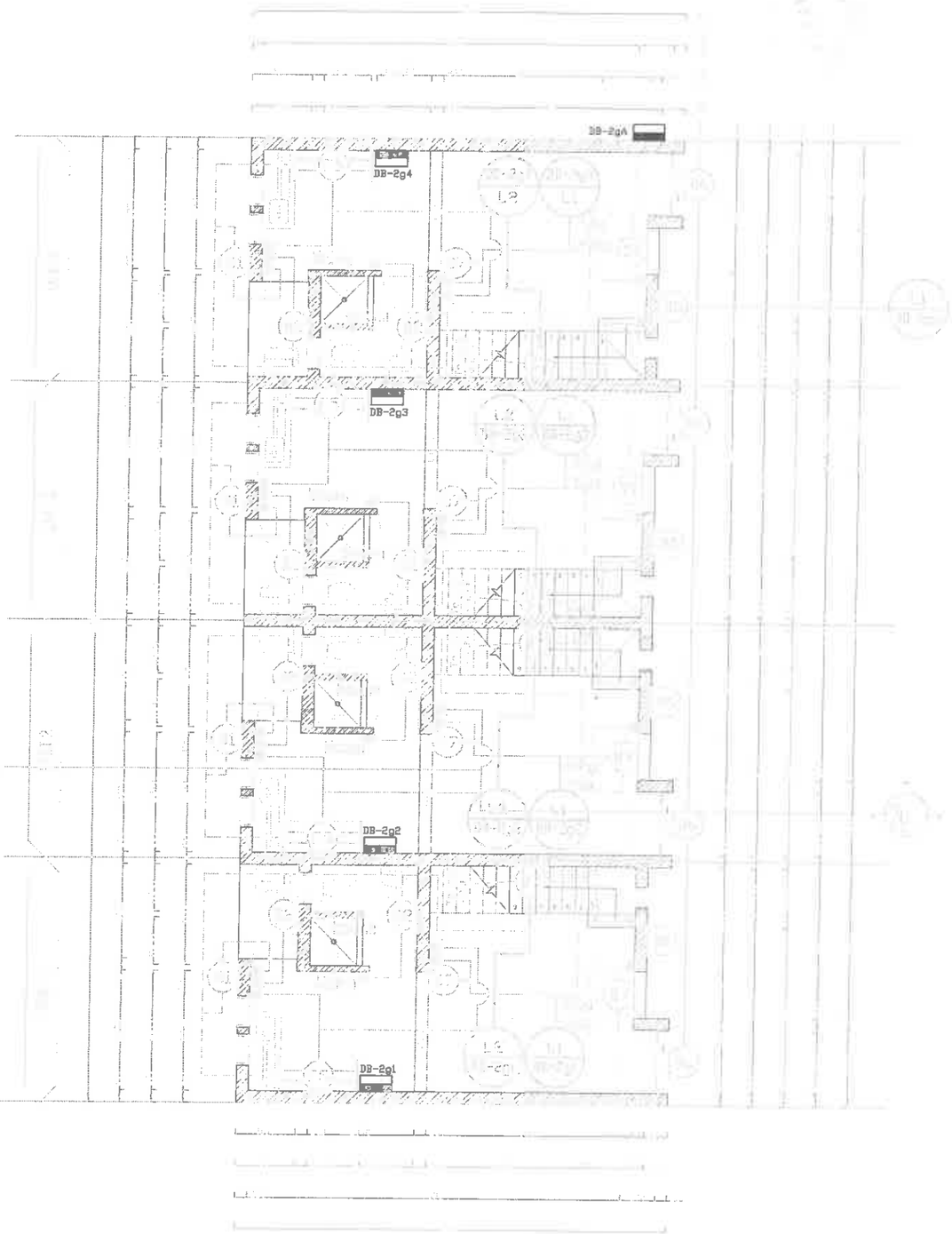



APMI

DEPARTMENT OF LOCAL GOVERNMENT AND HOUSING

LEPHALALE HOUSING DEVELOPMENT

Afrique du Sud Engineering Projects (Northern) CC	P O Box 273 FAUNA PARK 0787 Tel : 015 296 0761 Fax : 086 667 5618	LEPHALALE HOUSING PROJECT BLOCK 2g - GROUND FLOOR ELECTRICAL INSTALLATION LIGHTING LAYOUT	Designed: JJ COETSEE; Checked: JJ COETSEE; Drawn: JJ COETSEE; Approved: JJ COETSEE; Scale: Shown; Date: 2013-05-02; Drawing Number: B1290H02gG-01; Revision: 0

REV	DATE	DESCRIPTION	BY

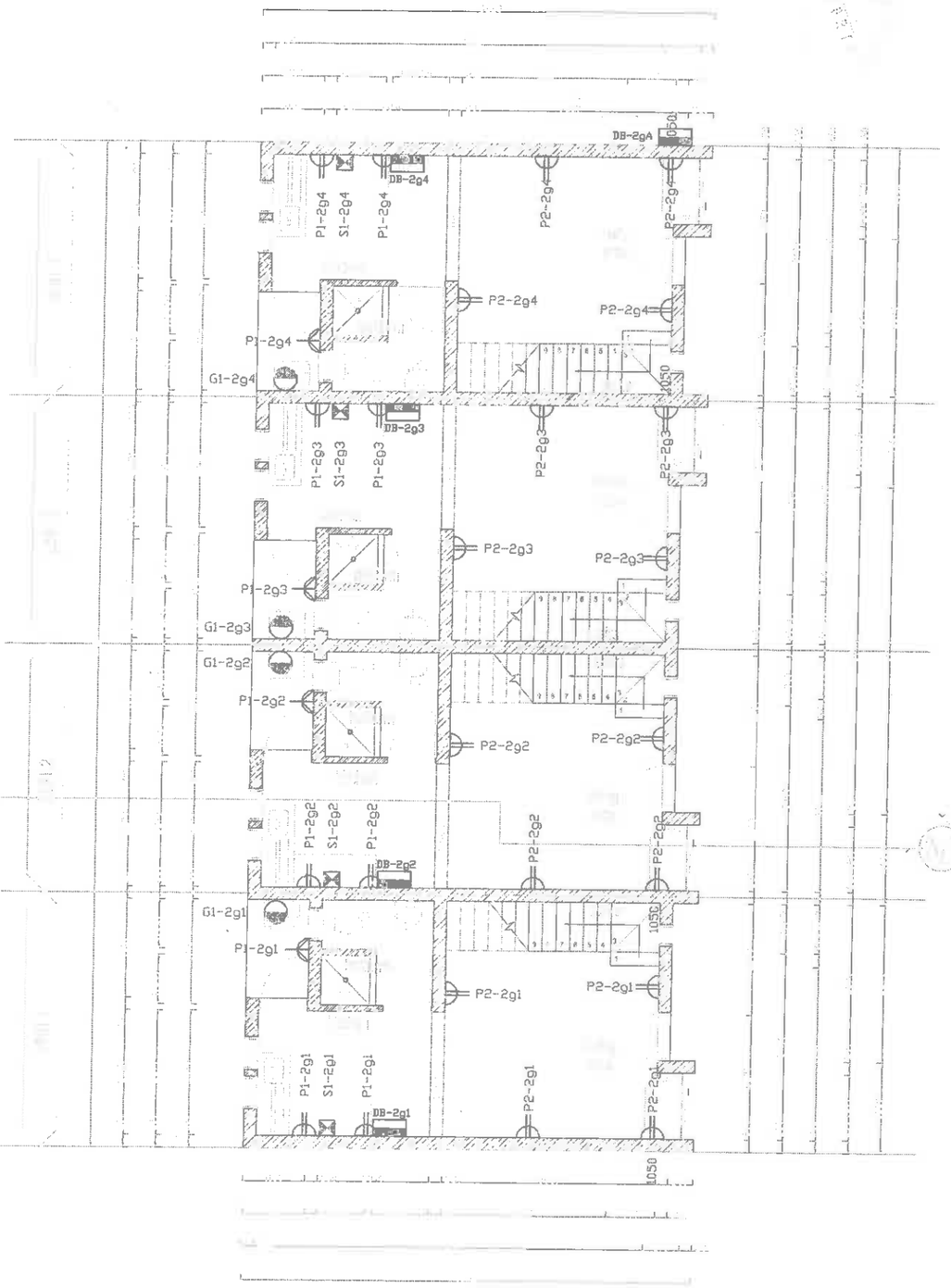





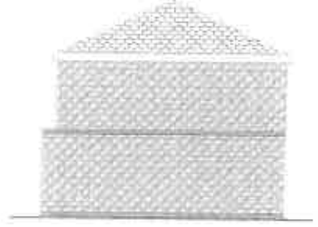

APMI

DEPARTMENT OF LOCAL GOVERNMENT AND HOUSING

LEPHALALE HOUSING DEVELOPMENT

Afrique du Sud Engineering Projects (Northern) CC	P O Box 273 FAUNA PARK 0787	Tel : 015 296 0761 Fax : 086 667 5618	LEPHALALE HOUSING PROJECT BLOCK 2g - GROUND FLOOR ELECTRICAL INSTALLATION POWER INSTALLATION

Designed	JJ COETSEE	Checked	JJ COETSEE
Drawn	JJ COETSEE	Approved	JJ COETSEE
Scale	Shown	Date	2013-05-02
Drawing Number	B1290H02gG-02	Revision	0

REV	DATE	DESCRIPTION	BY

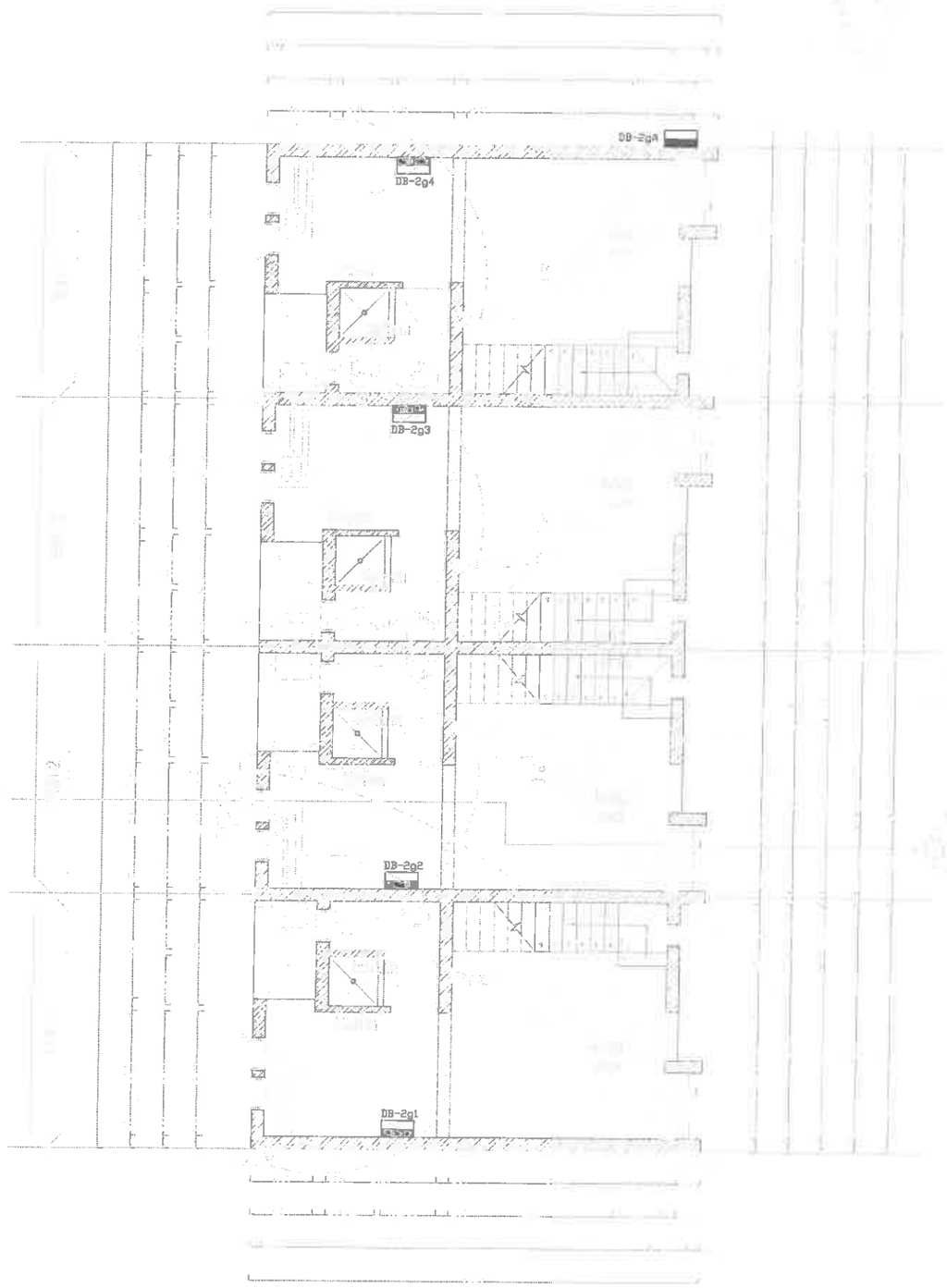



AFMI

DEPARTMENT OF LOCAL GOVERNMENT AND HOUSING

LEPHALALE HOUSING DEVELOPMENT

Afrique du Sud Engineering Projects (Northern) CC	P O Box 273 PALINA PARK 0787	Tel : 015 296 0761 Fax : 086 667 5618	LEPHALALE HOUSING PROJECT BLOCK 2g - GROUND FLOOR ELECTRICAL INSTALLATION TELKOM & TV LAYOUT, PLUS SLEEVES

Designed	JJ COETSEE	Checked	JJ COETSEE
Drawn	JJ COETSEE	Approved	JJ COETSEE
Scale	Shown	Date	2013-05-02
Drawing Number	B1290H02gG-03	Revision	0

REV	DATE	DESCRIPTION	BY

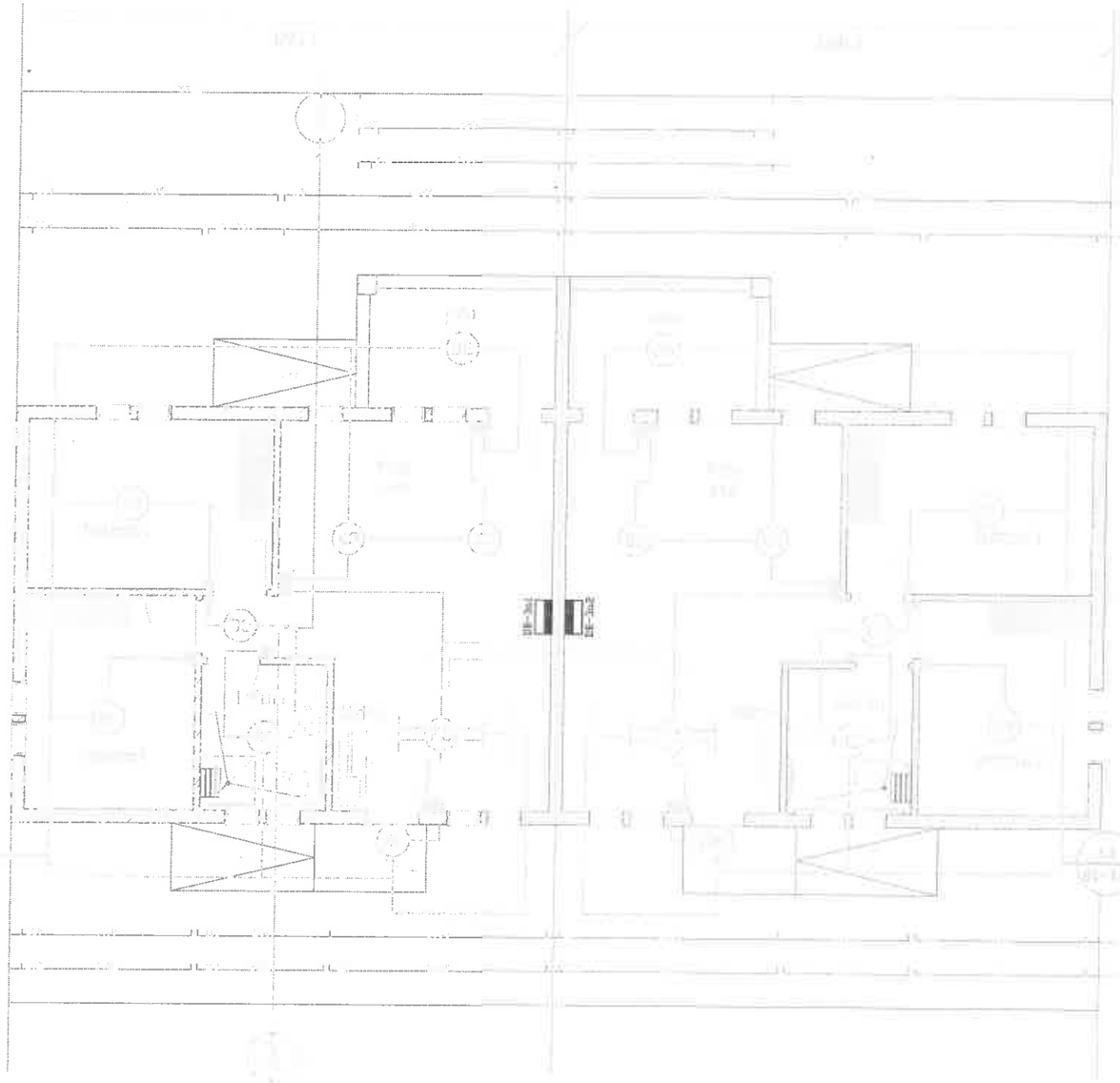

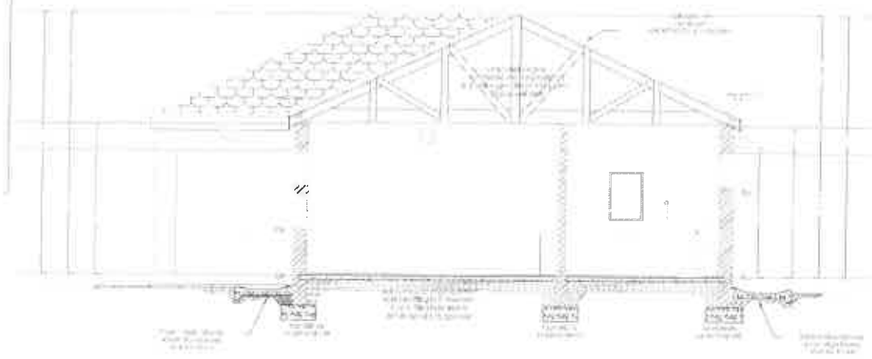



APMI

DEPARTMENT OF LOCAL GOVERNMENT AND HOUSING

LEPHALALE HOUSING DEVELOPMENT

Afrique du Sud Engineering Projects (Northern) CC	P O Box 273 PAULINA PARK 0787	Tel : 015 296 0761 Fax: 086 667 2618	LEPHALALE HOUSING PROJECT BLOCK 3a ELECTRICAL INSTALLATION LIGHTING LAYOUT

Designed	JJ COETSEE	Checked	JJ COETSEE
Drawn	JJ COETSEE	Approved	JJ COETSEE
Scale	Shown	Date	2013-05-02
Drawing Number	B1290H03a-01	Revision	0

REV	DATE	DESCRIPTION	BY

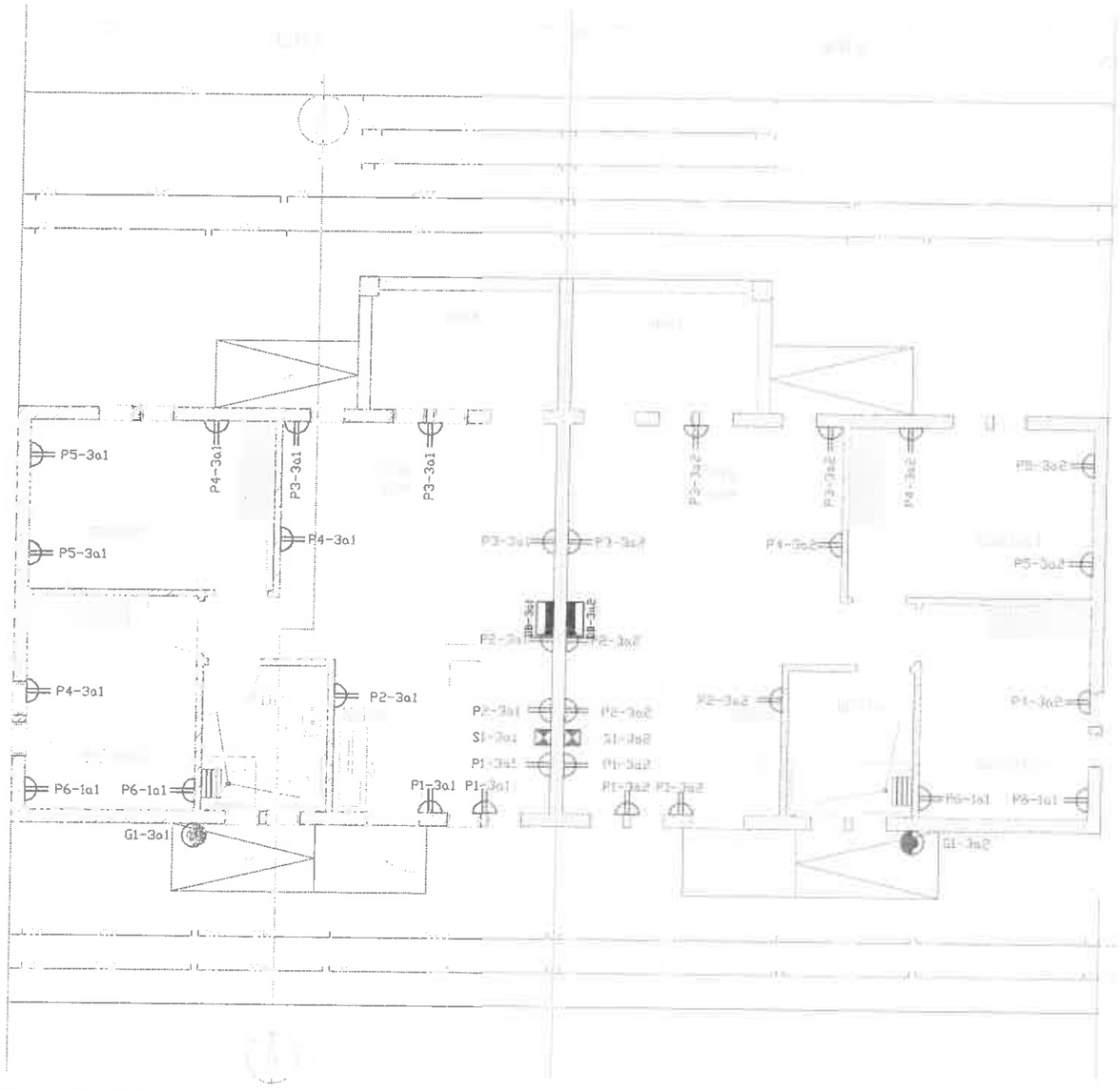

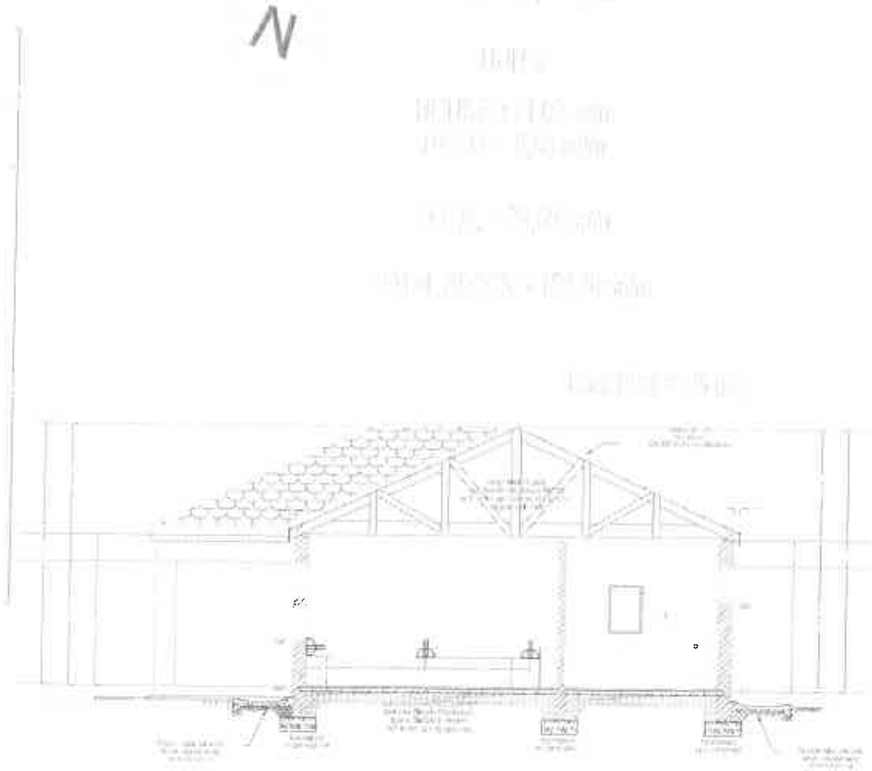

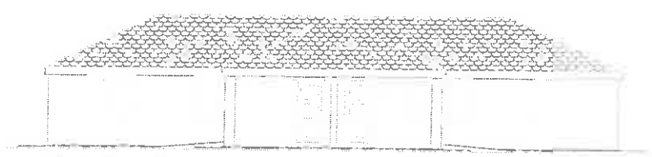



Afrique du Sud Engineering Projects (Northern) CC

P O Box 273
FAUNA PARK
0787

Tel : 015 295 0761
Fax : 086 667 3618

LEPHALALE HOUSING PROJECT
BLOCK 3a
ELECTRICAL INSTALLATION
POWER INSTALLATION

Designed	JJ COETSEE	Checked	JJ COETSEE
Drawn	JJ COETSEE	Approved	JJ COETSEE
Scale	Shown	Date	2013-05-02
Drawing Number	B1290H03a-02	Revision	0

REV	DATE	DESCRIPTION	BY

APMI

DEPARTMENT OF LOCAL GOVERNMENT AND HOUSING

LEPHALALE HOUSING DEVELOPMENT

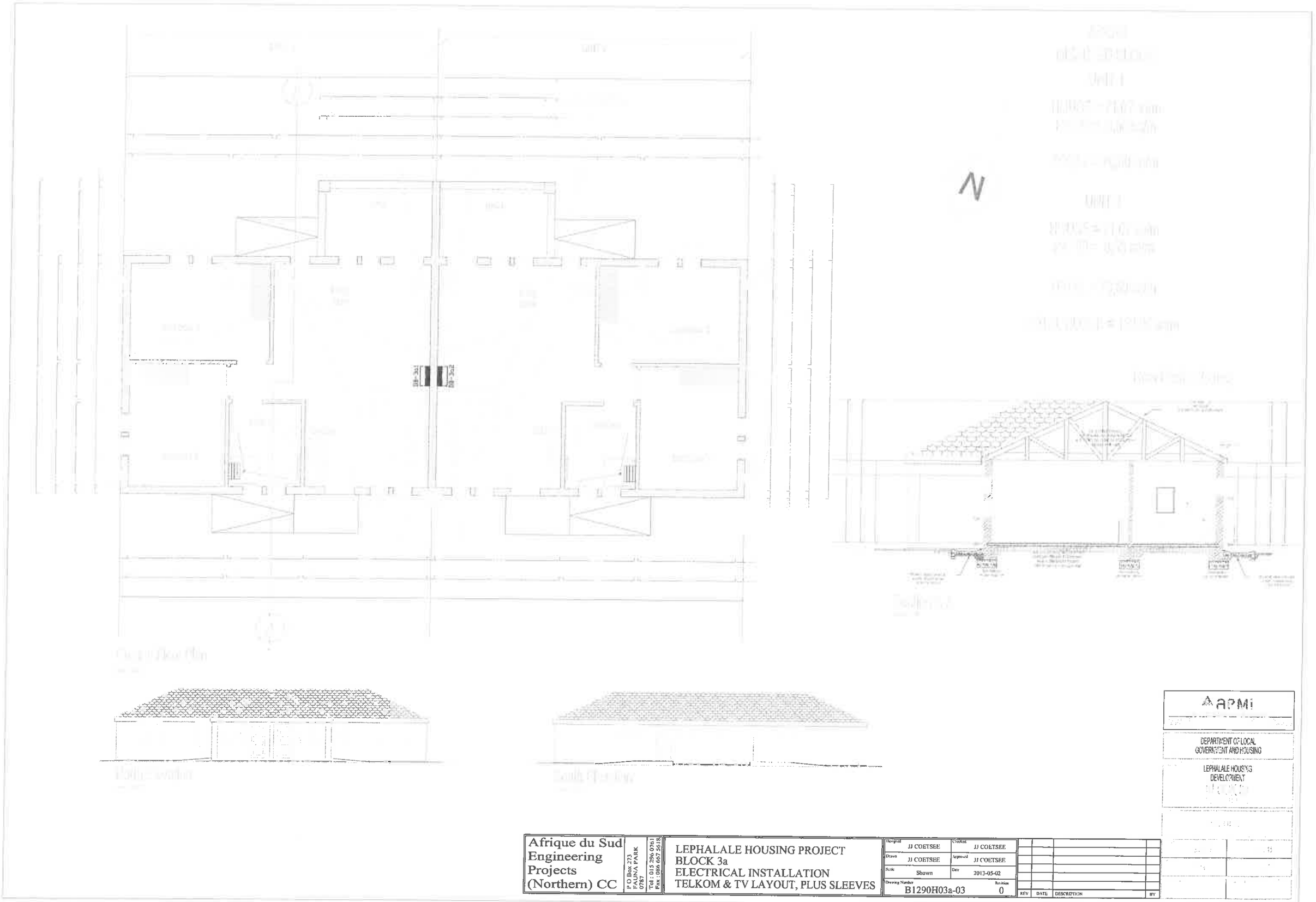
N
APMI
DEPARTMENT OF LOCAL GOVERNMENT AND HOUSING
LEPHALALE HOUSING DEVELOPMENT
Afrique du Sud Engineering Projects (Northern) CC
P O Box 273 FAUNA PARK 0787
Tel : 015 296 0761 Fax : 086 667 5618
LEPHALALE HOUSING PROJECT
BLOCK 3a
ELECTRICAL INSTALLATION
TELKOM & TV LAYOUT, PLUS SLEEVES
Designed JJ COETSEE
Checked JJ COETSEE
Drawn JJ COETSEE
Approved JJ COETSEE
Scale Shown
Date 2013-05-02
Drawing Number B1290H03a-03
Revision 0
REV
DATE
DESCRIPTION
BY

NOTES :

Flush Mounted, with Architrave Frame
With doors
Fault level : 6kA
Busbars (HDHC) : 63A
15A & 20A CB's : QF-1(13)
45A CB's : QF-1(26)

APPROVED SUPPLIER :
Jack Brown Switchboards
Jack Brown/Greg Brown
Tel : 011 882 7620
Fax : 086 210 4909
Email : jb.switchboards@gmail.com

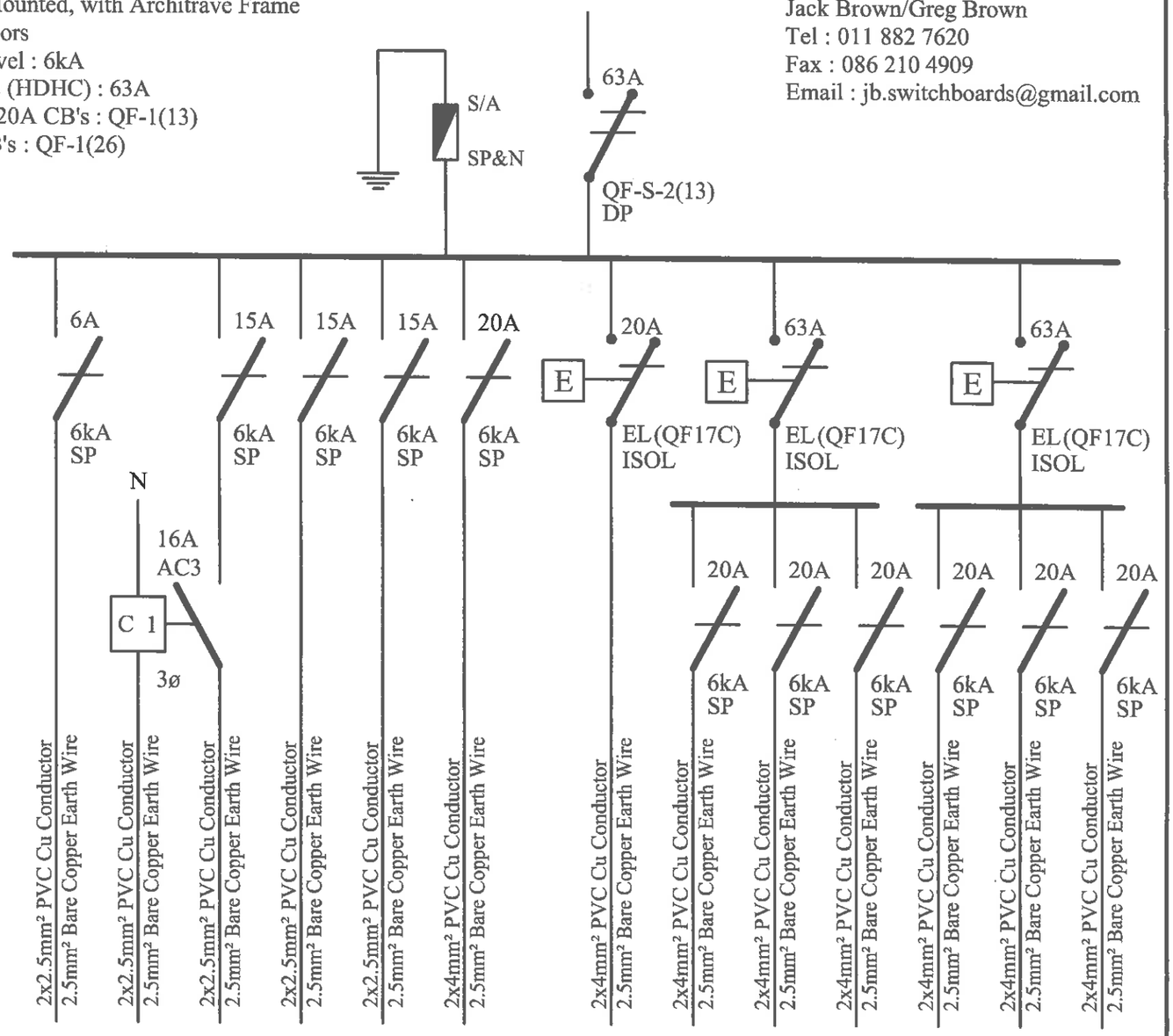

	To P/C	From P/C	L1										
Type A DB's				-	-	-	-	-	-	-	-	-	-
Type B DB's	-	-	-	L1	-	G1	S1	P1	P2	P3	-	-	-
Type C DB's	-	-	-	L1	L2	G1	S1	P1	P2	-	P3	P4	-
Type D DB's	-	-	-	L1	-	G1	S1	P1	P2	-	P3	P4	-
Type E DB's	-	-	-	L1	-	G1	S1	P1	P2	P3	P4	P5	P6

Type A DB's	DB-1bA, DB-1cA & DB-2gA
Type B DB's	DB-1a1, DB-1a2, DB-1b1, DB-1b2, DB-1b3, DB-1b4, DB-1b5, DB-1c1, DB-1c2, DB-1c3, DB-1c4, DB-1c5, DB-1c6, DB-1c7, DB-1c8, DB-1c &, DB-1c10
Type C DB's	DB-2a1, DB-2a2, DB-2a3, DB-2b1, DB-2b2, DB-2c1, DB-2c2, DB-2e1, DB-2e2, DB-2f1, DB-2f2, DB-2g1, DB-2g2, DB-2g3 & DB-2g4
Type D DB's	DB-2d1, DB-2d2, DB-2d3 & DB-2d4
Type E DB's	DB-3a1 & DB-3a2

ASEP (NORTHERN)
P O Box 273
0787, FAUNA PARK
TEL: 015 296 0761
FAX: 086 667 5618

LEPHALALE HOUSING PROJECT ELECTRICAL INSTALLATION SCHEMATIC DIAGRAMS	ALL DB'S	2013-06-03
	B1290H04-01	Rev 0